

LBS-1200 / Load Bank



Features

- UL/CUL Listed
- Slide-out, tray mounted load elements
- Branch circuit fuse protection of load elements
- Digital Control
- Comprehensive malfunction detection system
- Modular enclosure design with separate and isolated control and power sections
- Type 3R, oversize control section with generous cable connection space
- Vertical airflow, exhausts hot air above level of personnel and away from buildings, pavement etc.
- Comprehensive overload, short circuit and malfunction protection

Specifications


High capacity: 1,609 hp (1,200 kW)
Voltage: All common 3-phase 50/60 Hz voltages
Digital load control, 25 kW load step resolution
Touchscreen operator interface

The Dyne Systems' LBS-1200 is stationary, outdoor (or indoor) load bank designed to provide high capacity load testing of generators, UPS, and other AC power sources; periodic reliability exercise of standby generators and other load bank applications. Operator interface is via a handheld remote controller with touchscreen. Load control is via screen keypad. All electrical values are displayed on the screen and recorded by the system for future data retrieval.

The LBS-1200 offers resistive load for all common 3-phase 60, 50 Hz voltages:

60 Hz: 208 V, 220 V, 240 V, 416 V, 440 V, 450 V, 460 V, 480 V, 575 V and 600 V

50 Hz: 190 V, 200 V, 208 V, 380 V, 400 V and 416 V



Resistive Load Element

The LBS load bank uses an advanced design, air-cooled power resistor specifically designed for application to Load Bank systems. The elements are conservatively operated at half the maximum temperature rating of the alloy and features a short-circuit safe design based on continuous mechanical support of the element by high temperature, ceramic clad stainless steel rods. The elements are assembled into discrete trays which are assembled in a vertical "stack." Each tray in the "stack" is independently serviceable without disturbing adjacent trays.

Specifications

Alloy: FeCrAl

Maximum continuous temperature rating: 1,920°F (1,049°C)

Maximum operating temperature as applied in Load Bank: 1,080°F (582°C)

Cool down time from operating to ambient temperature is 10 seconds

Construction

- Ceramic clad, stainless steel through rods
- UL Recognized

Capacity

Model	480 V	400 V	380 V	240 V	208 V 3-phase 50/60 Hz
LBS-1200	1,200 kW	883 kW	752 kW	750 kW	562 kW

Cooling System

Model	hp (kW)	CFM (M ³ /H)	Exhaust Rise °F (°C)	Hot Spots °F (°C)
LBS-1200	10 (7.4)	27,400 (46,553)	150-200 (65-93)	575 (301)

Digital Load Step Control

25.0 kW step resolution

Detailed Specifications

Voltage

All common 3-phase 60, 50 Hz voltages:

60 Hz: 208 V, 220 V, 240 V, 416 V, 440 V, 450 V, 460 V, 480 V, 575 V and 600 V

50 Hz: 190 V, 200 V, 208 V, 380 V, 400 V and 416 V

Frequency

50, 60 Hz

Connection

Plated bus bar within an oversized terminal junction box

Time Rating

Continuous

Ambient Air Temperature

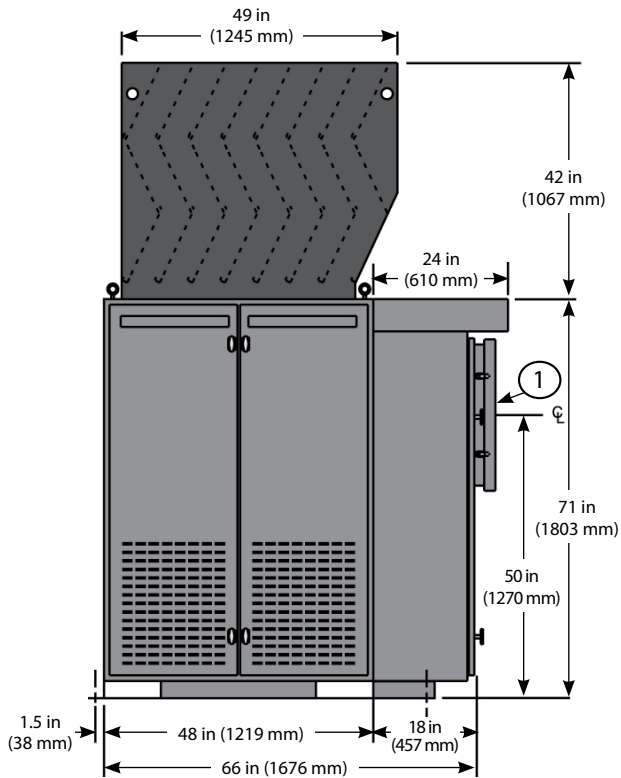
125°F (51°C) maximum

Control/Fan Power

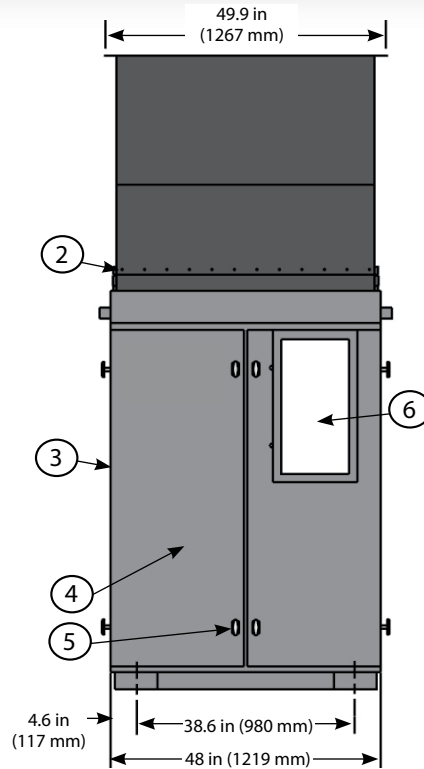
External or internal from load bus. Control circuits at 120 V via transformer. The cooling fan operates at 3-phase line voltage. Load control circuits and fan motor control operate at 120 V. Control circuits are fused. Control circuit fuses are 100,000 A.I.C., 600 V rated.

Net Weight

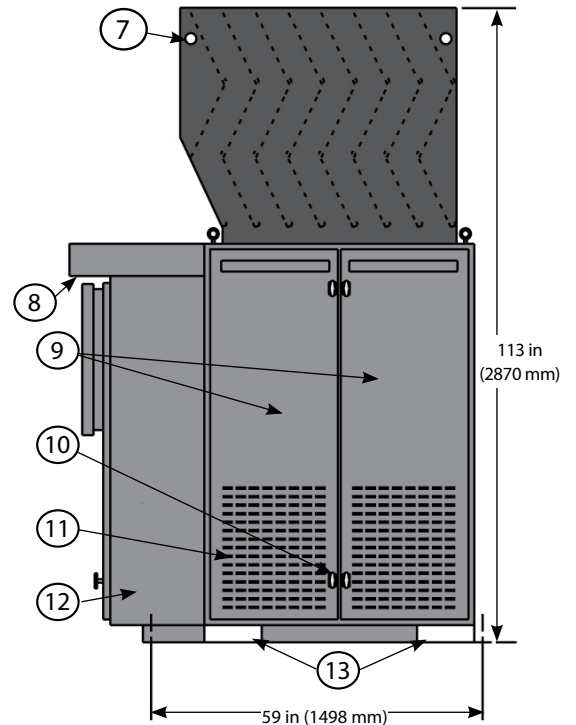
2,400 lb (1089 kg)



Left Side View



Front View



Right Side View

Features

1. Control panel
2. Load bank lifting eyes
3. Stainless steel hinge
4. Control compartment hinged door
5. Lockable latch
6. Local control panel hinged door
7. Lifting provisions (for exhaust hood only)
8. Rain shield vent screen
9. Hinged doors access to load elements
10. Lockable latch
11. Screened air intake (2 each side)
12. Control section
13. Forklift channels

Everything you need to succeed



Dyne Systems is a division of Taylor Dynamometer
 (414) 755-0040 www.dynesystems.com

DS9701v002