



DM-8160-TI / Engine Dynamometer



Example Model Shown
(Image may not depict all standard
included components)

DM-8160-TI Eddy Current Dynamometer

Specifications

Power:	650 hp (485 kW)
Max Torque at Base Speed:	3,283 lb-ft (4,450 Nm)
Base Speed:	1,040 rpm
Max. Speed:	4,000 rpm
Construction Type:	Dry Gap
Rotor Inertia:	183 lb-ft ² (7.71 kg-m ²)
Coolant Required at Max. Power:	65 gpm (246 lpm)
Coolant Inlet (Min-Max):	70-100 psi (483-689 kPa)
Coolant Inlet Temperature Max:	90°F (32.2°C)
Shipping Weight (estimate):	7,000 lb (3,175 kg)
Companion Flange / Hub Pattern:	1810 - US Customary
Coil Voltage / Hot Amperage:	90V / 9.85 amps
Rotation:	bi-directional

For overhung loads, such as a belt or gear drive, please contact Dyne Systems to ensure that the system will meet the required performance needs.

Recommended Accessories

- Driveshaft - 1810
- Torsional Coupling - 1810
- Flywheel Adapter Plate Kit
- Driveshaft Guard
- Sub-Base Kit
- Engine Cart
- Air or Electric Starter
- Engine Cooling Column
- Charge Air Cooler
- Water Recirculating System

Everything you need to succeed

Optional Accessories



Optional Manual Shaft Lock



Optional Closed Loop Cooling Center



Optional Charge Air Cooler



Optional Driveshaft Guard



Optional Engine Cart

Various Facility Support Systems and Services Available



Bulk Fuel Storage and Distribution



Coolant Storage and Distribution



Water Recirculation

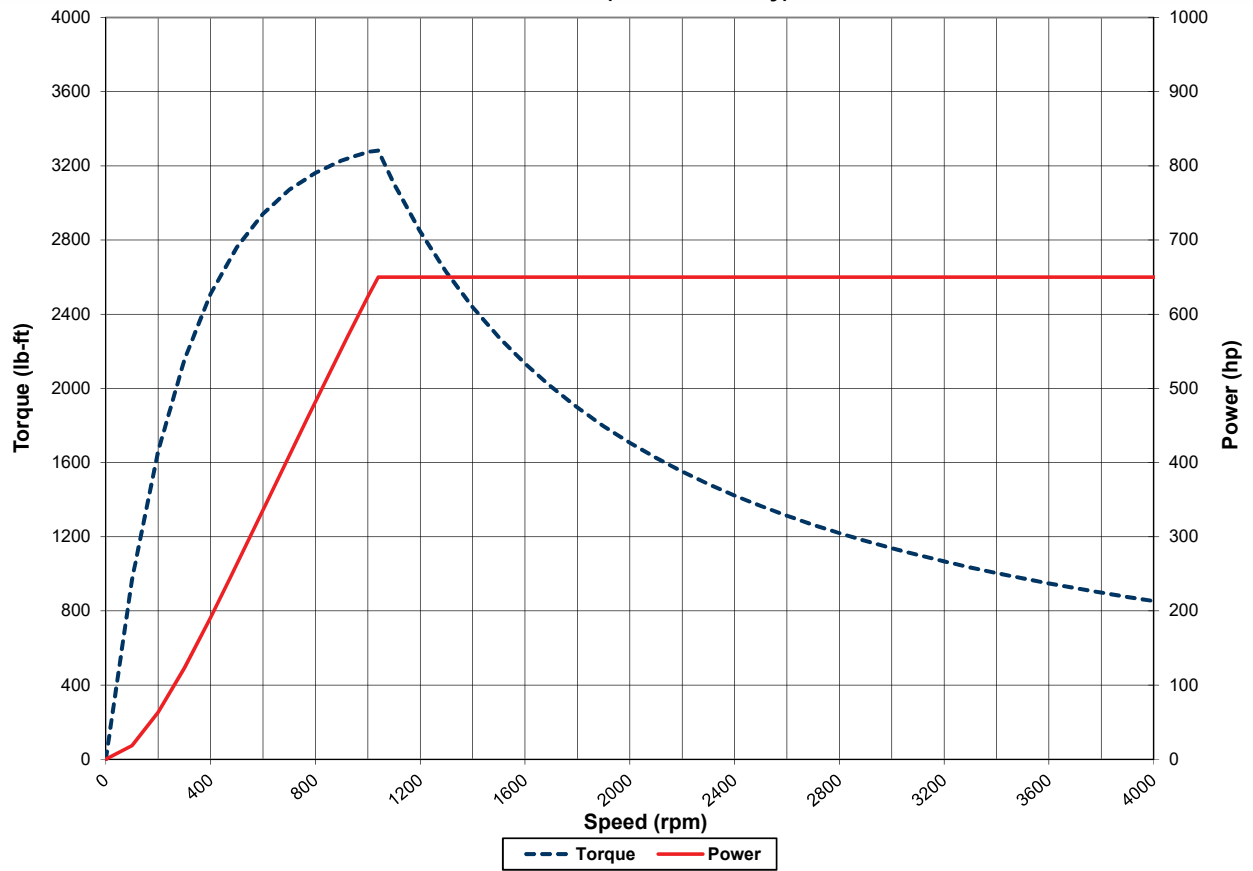


Design, Project & Construction Management Services

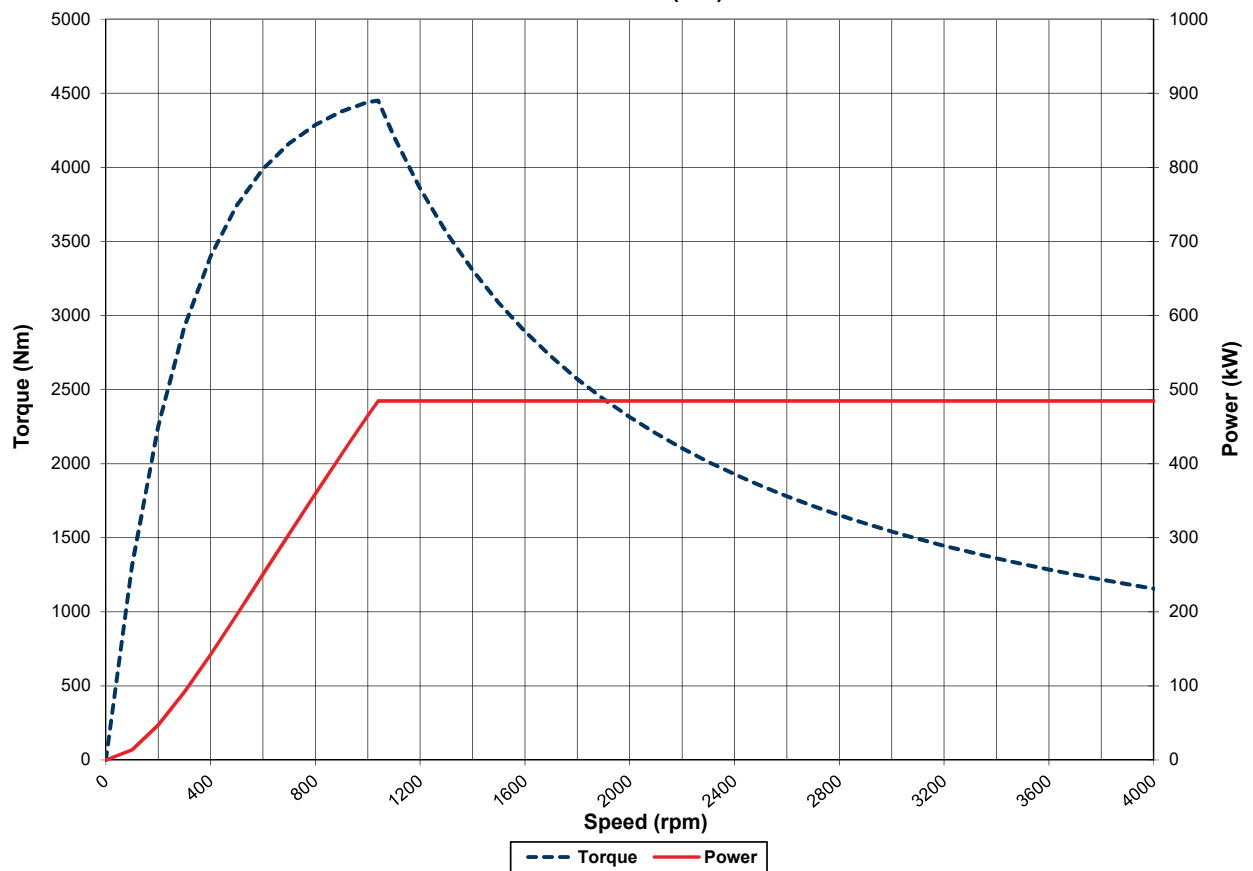


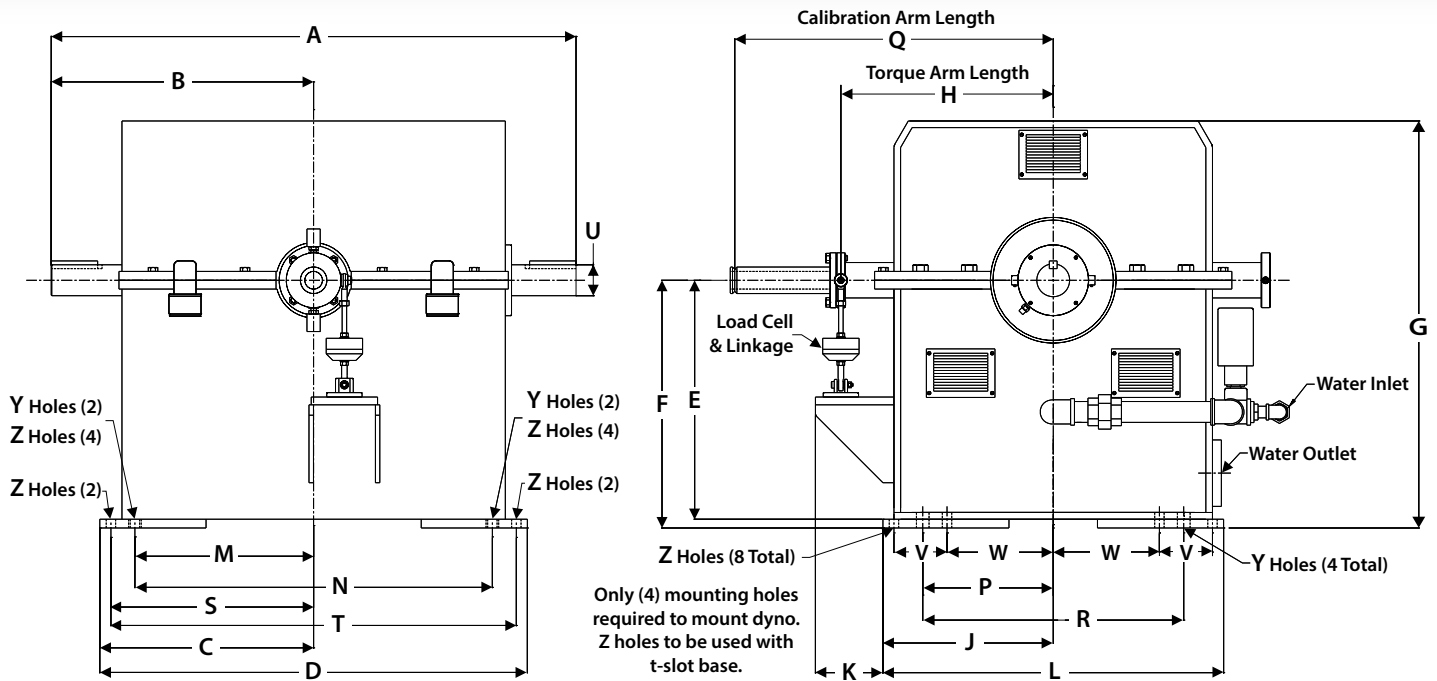
Commissioning, Start-up & Training

DM-8160-TI (US Customary)



DM-8160-TI (S.I.)





Note: Shown without companion flange

Units	A	B	C	D	E	F	G	H	J	K	L	M
US Customary	59.3	29.66	22.2	48.3	26.25	28	46	24	19.25	7.6	38.5	20.2
S.I.	1,506	753	564	1,227	667	711	1,168	610	489	193	978	513

Units	N	P	Q	R	S	T	U	V	W	Y	Z
US Customary	40.4	14.75	36	29.5	22.9	45.8	3.5	6	12	1.44	1.12
S.I.	1,026	375	914	749	582	1,163	89	152	305	37	28

(All dimensions are for new OEM supplied units)

Standard Included Components

Load Cell and Linkage
Cooling Safety Package
Calibration Arm
Calibration Weight Hanger
Companion Flange / Hub Pattern 1810 - US Customary
Shaft End Guard
Magnetic Pickup and 60-tooth Gear

As a safety precaution, Dyne Systems recommends a torsional analysis to uncover any potential torsional problems that exist for each application. This analysis will identify any torsional issues (frequencies) that should be fixed prior to operation. Excessive linear vibration may also create problems that must be mitigated for continued operation. It is the customer's responsibility to ensure that these vibration issues are addressed upon application of the dynamometer. Equipment failures attributed to linear or torsional vibration are not warrantable.

Everything you need to succeed



Dyne Systems is a division of Taylor Dynamometer
(414) 755-0040 www.dynesystems.com

DS2394v003