



DM-8082 / Engine Dynamometer



Example Model Shown
(Image may not depict all standard included components)

DM-8082 Eddy Current Dynamometer

Specifications

Power:	275 hp (205 kW)
Max Torque at Base Speed:	380 lb-ft (515 Nm)
Base Speed:	3,800 rpm
Max. Speed:	8,000 rpm
Construction Type:	Wet Gap
Rotor Inertia:	5.2 lb-ft ² (0.22 kg-m ²)
Coolant Required at Max. Power:	27.5 gpm (104 lpm)
Coolant Inlet (Min-Max):	55-100 psi (378-689 kPa)
Coolant Inlet Temperature Max:	90°F (32.2°C)
Shipping Weight (estimate):	1,500 lb (680 kg)
Companion Flange / Hub Pattern:	1410 - US Customary
Coil Voltage / Hot Amperage:	90V / 5.15 amps
Rotation:	bi-directional

For overhung loads, such as a belt or gear drive, please contact Dyne Systems to ensure that the system will meet the required performance needs.

Recommended Accessories

- Driveshaft - 1410
- Torsional Coupling - 1410
- Flywheel Adapter Plate Kit
- Driveshaft Guard
- Sub-Base Kit
- Engine Cart
- Air or Electric Starter
- Charge Air Cooler
- Water Recirculating System

Everything you need to succeed

Optional Accessories



Optional Manual Shaft Lock



Optional Closed Loop Cooling Center



Optional Charge Air Cooler



Optional Driveshaft Guard



Optional Engine Cart

Various Facility Support Systems and Services Available



Bulk Fuel Storage and Distribution



Coolant Storage and Distribution



Water Recirculation

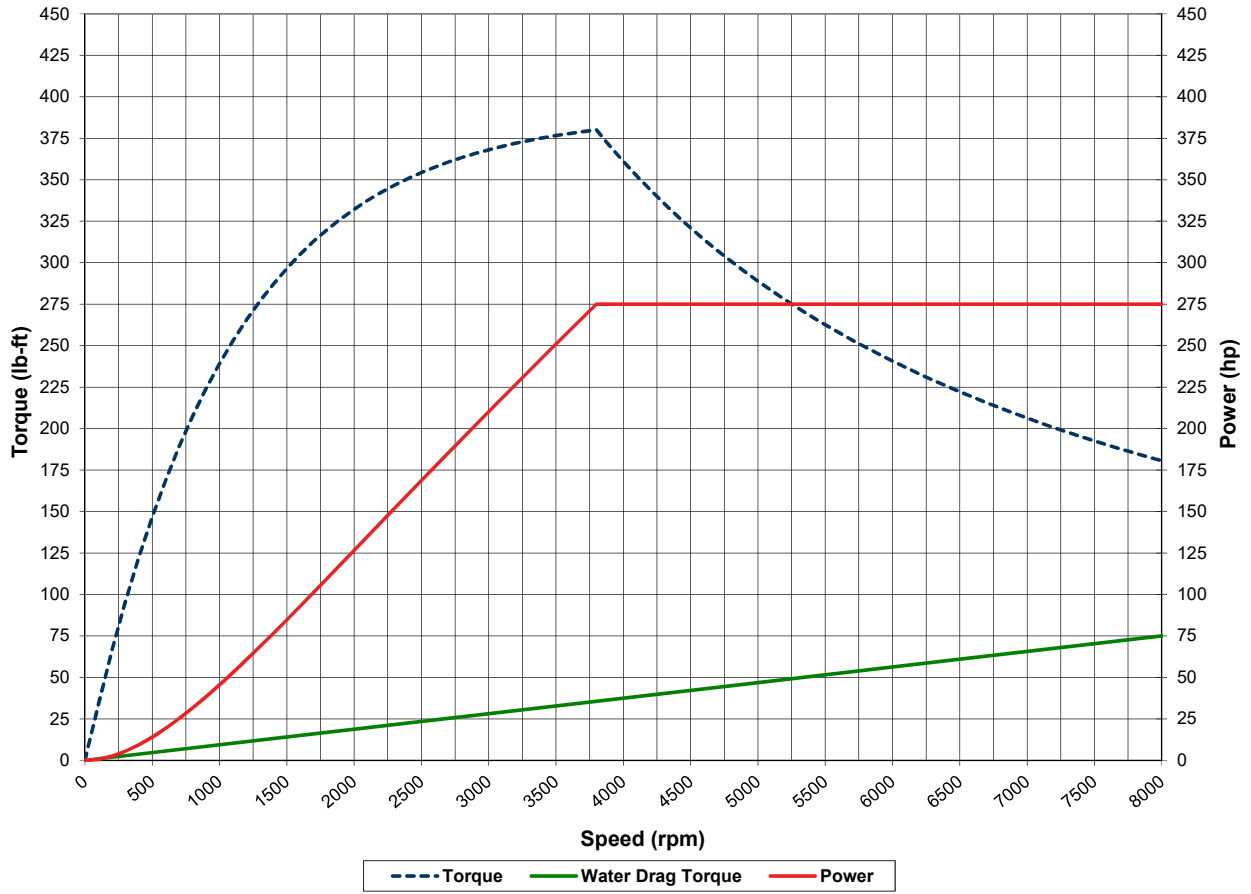


Design, Project & Construction Management Services

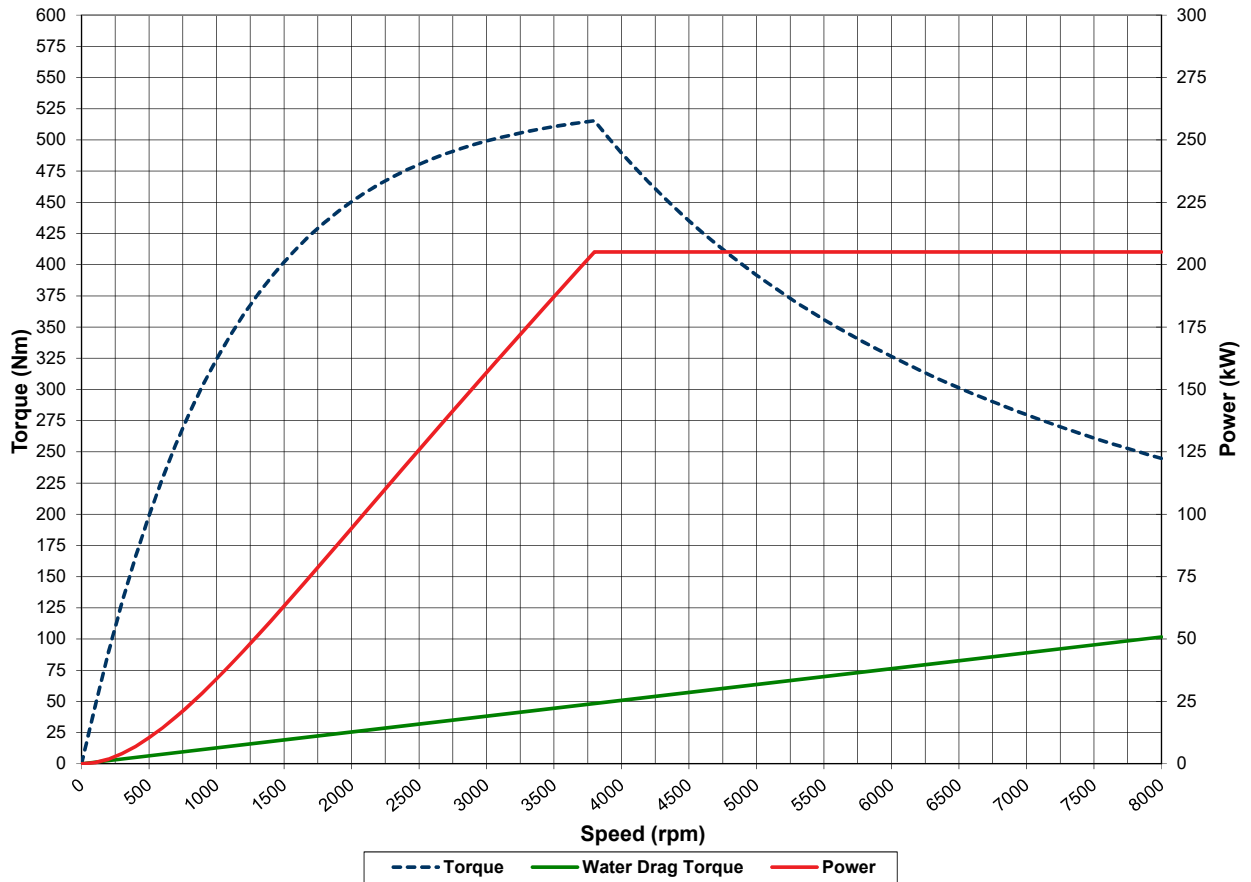


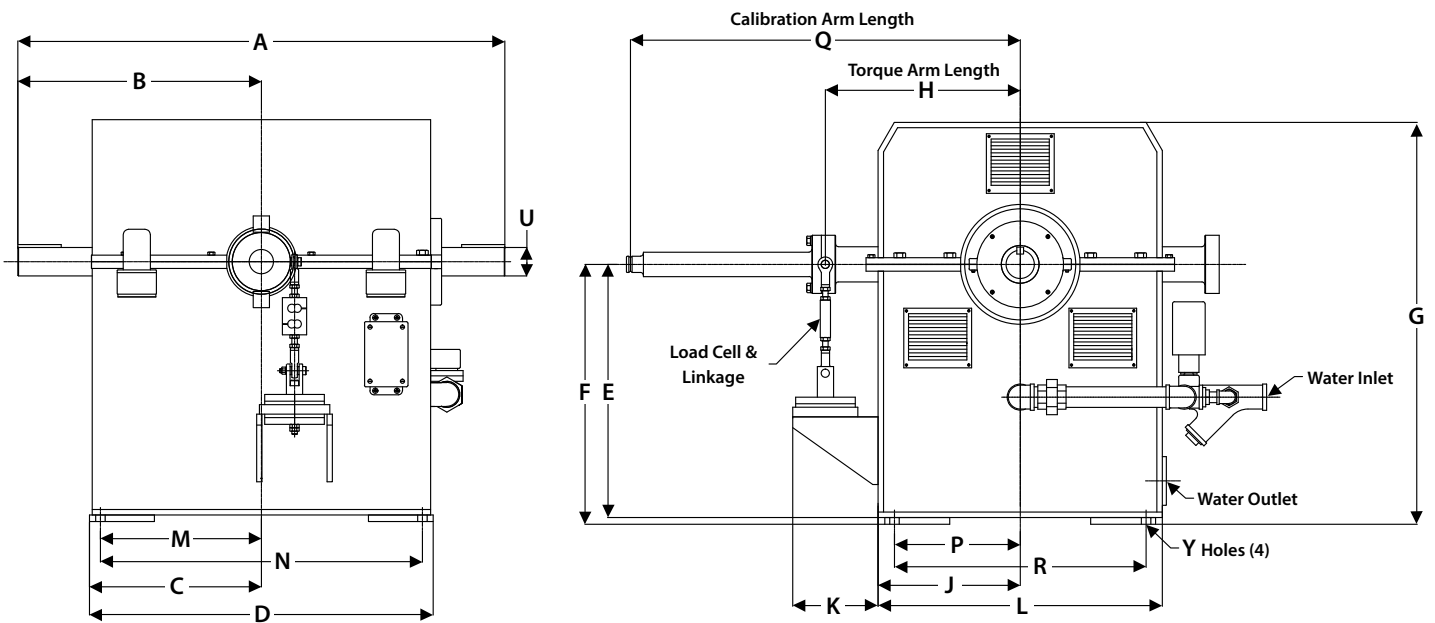
Commissioning, Start-up & Training

DM-8082 (US Customary)



DM-8082 (S.I.)





Note: Shown without companion flange

Units	A	B	C	D	E	F	G	H	J
US Customary	30.4	15.18	11.56	23.12	15.12	16	25.5	13.5	9.5
S.I.	772	386	294	587	384	406	648	343	241

Units	K	L	M	N	P	Q	R	U	Y
US Customary	5.75	19	10.62	21.24	7.5	24	15	1.63	0.56
S.I.	146	483	270	539	191	610	381	41	14

(All dimensions are for new OEM supplied units)

Standard Included Components

- Load Cell and Linkage
- Cooling Safety Package
- Calibration Arm
- Calibration Weight Hanger
- Companion Flange / Hub Pattern 1410 - US Customary
- Shaft End Guard
- Magnetic Pickup and 60-tooth Gear

As a safety precaution, Dyne Systems recommends a torsional analysis to uncover any potential torsional problems that exist for each application. This analysis will identify any torsional issues (frequencies) that should be fixed prior to operation. Excessive linear vibration may also create problems that must be mitigated for continued operation. It is the customer's responsibility to ensure that these vibration issues are addressed upon application of the dynamometer. Equipment failures attributed to linear or torsional vibration are not warrantable.

Everything you need to succeed



Dyne Systems is a division of Taylor Dynamometer
 (414) 755-0040 www.dynesystems.com

DS2363v005