

DM-2025HS-TI / Engine Dynamometer



Example Model Shown
(Image may not depict all standard
included components)

DM-2025HS-TI Eddy Current Dynamometer

Specifications

Power:	1,200 hp (895 kW)
Max Torque at Base Speed:	3,501 lb-ft (4,747Nm)
Base Speed:	1,800 rpm
Max. Speed:	4,500 rpm
Construction Type:	Dry Gap
Rotor Inertia:	698 lb-ft ² (29.41 kg-m ²)
Coolant Required at Max. Power:	120 gpm (454.4 lpm)
Coolant Inlet (Min-Max):	55-100 psi (378-689 kPa)
Coolant Inlet Temperature Max:	90°F (32.2°C)
Shipping Weight (estimate):	10,500 lb (4,763 kg)
Companion Flange / Hub Pattern:	1910 - US Customary
Coil Voltage / Hot Amperage:	90V / 26.7 amps
Rotation:	bi-directional

For overhung loads, such as a belt or gear drive, please contact Dyne Systems to ensure that the system will meet the required performance needs.

Recommended Accessories

- Driveshaft - 1910
- Torsional Coupling - 1910
- Flywheel Adapter Plate Kit
- Driveshaft Guard
- Sub-Base Kit
- Engine Cart
- Air or Electric Starter
- Engine Cooling Column
- Charge Air Cooler
- Water Recirculating System

Optional Accessories



Optional Manual Shaft Lock



Optional Closed Loop Cooling Center



Optional Charge Air Cooler



Optional Driveshaft Guard



Optional Engine Cart

Various Facility Support Systems and Services Available



Bulk Fuel Storage and Distribution



Coolant Storage and Distribution



Water Recirculation

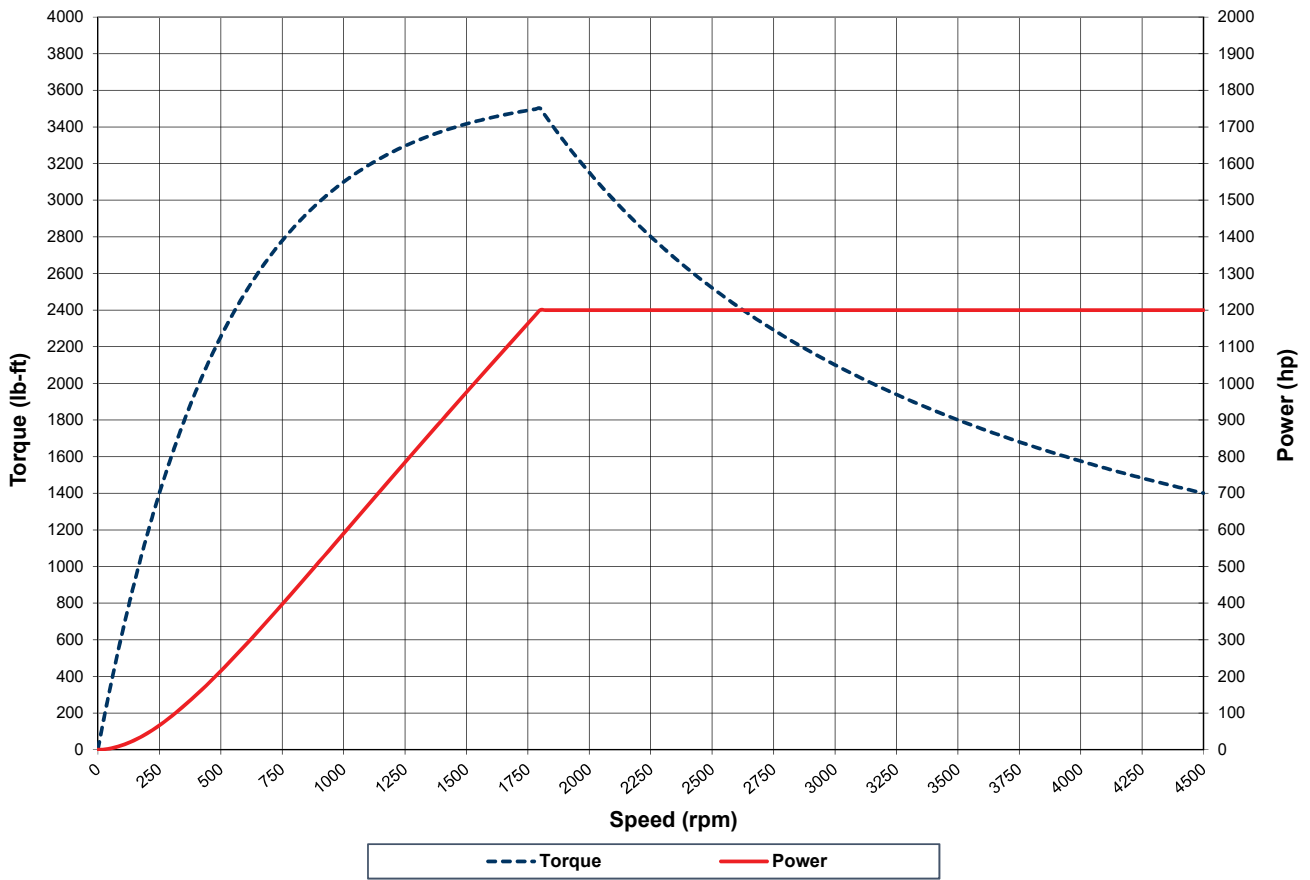


Design, Project & Construction Management Services

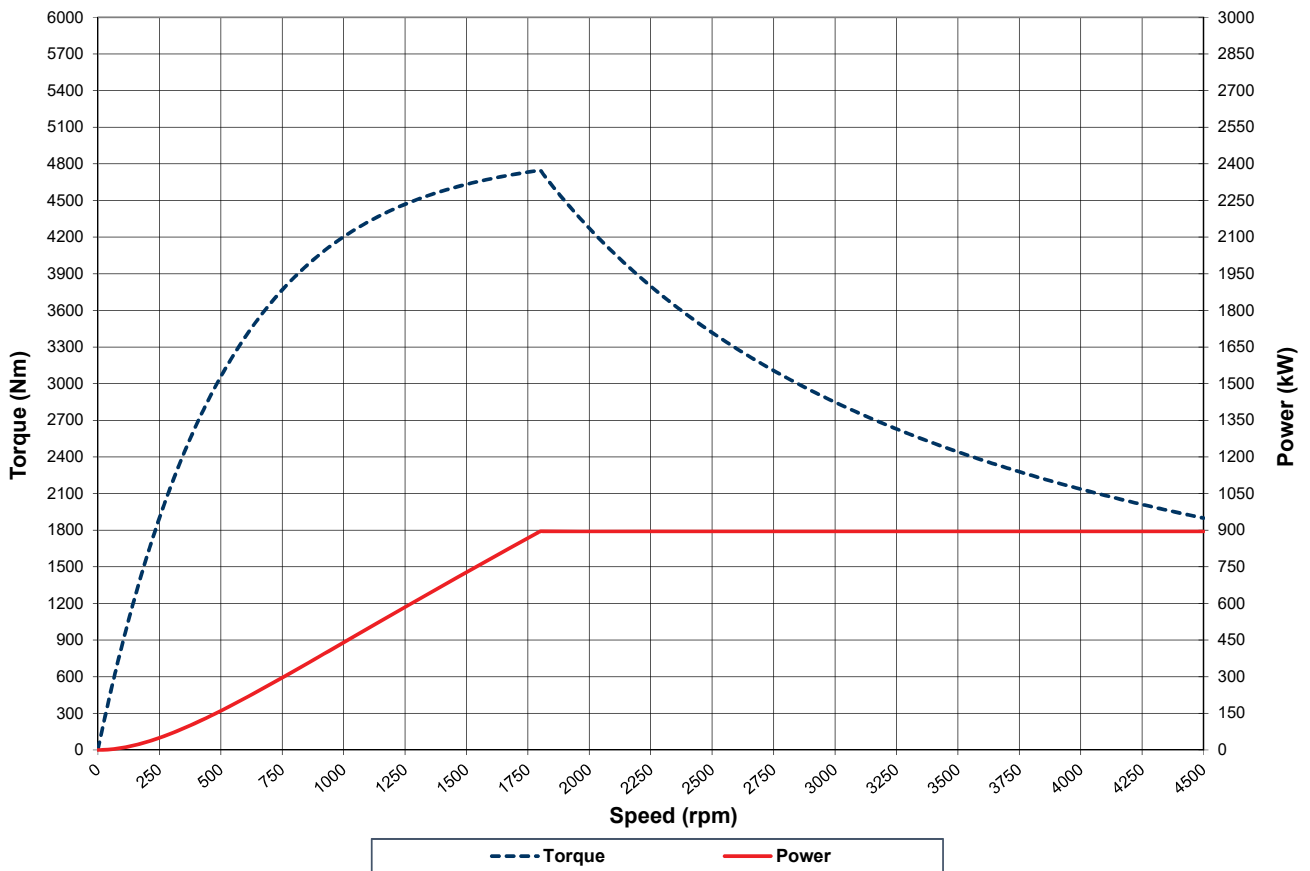


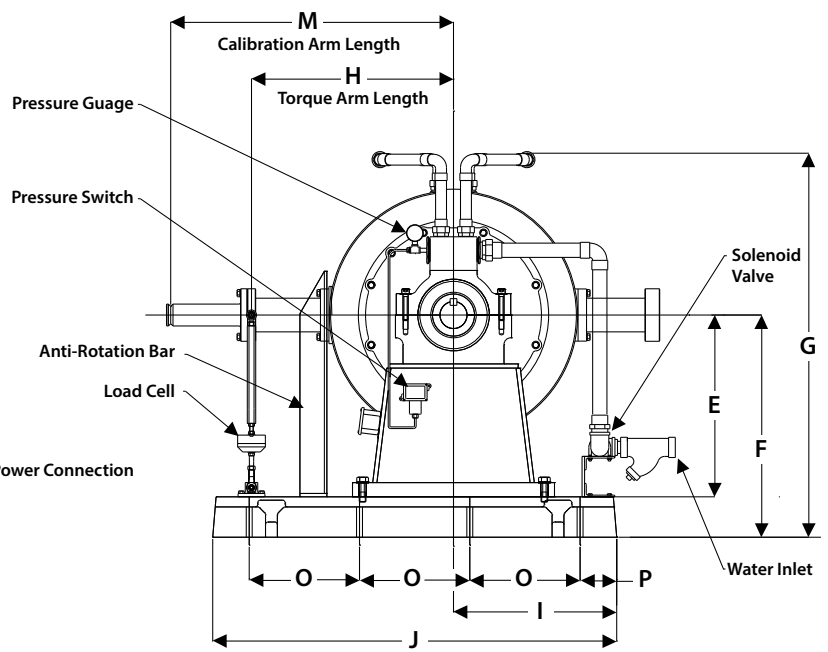
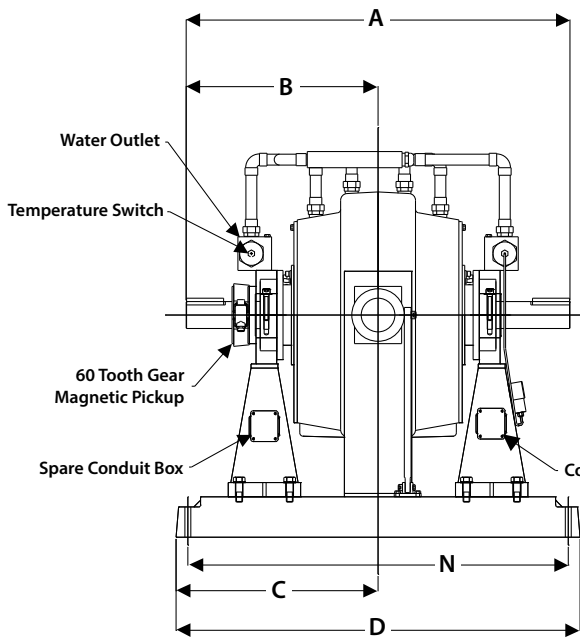
Commissioning, Start-up & Training

DM-2025HS-TI (US Customary)



DM-2025HS-TI (S.I.)





Note: Shown without companion flange

Units	A	B	C	D	E	F	G	H	I
US Customary	57	28.5	30	60	27	33	57	30	24.25
S.I.	1,448	724	762	1,524	686	838	1,448	762	616

Units	J	M	N	O	P
US Customary	60	42	56.5	16.38	5.44
S.I.	1,524	1,067	1,435	416	138

(All dimensions are for new OEM supplied units)

Standard Included Components

- Load Cell and Linkage
- Cooling Safety Package
- Calibration Arm
- Calibration Weight Hanger
- Companion Flange / Hub Pattern 1910 - US Customary
- Shaft End Guard
- Magnetic Pickup and 60-tooth Gear

As a safety precaution, Dyne Systems recommends a torsional analysis to uncover any potential torsional problems that exist for each application. This analysis will identify any torsional issues (frequencies) that should be fixed prior to operation. Excessive linear vibration may also create problems that must be mitigated for continued operation. It is the customer's responsibility to ensure that these vibration issues are addressed upon application of the dynamometer. Equipment failures attributed to linear or torsional vibration are not warrantable.

Everything you need to succeed



Dyne Systems is a division of Taylor Dynamometer
 (414) 755-0040 www.dynesystems.com

DS2353v003