



DM-8161HS / Engine Dynamometer



Example Model Shown
(Image may not depict all standard included components)

DM-8161HS Eddy Current Dynamometer

Specifications

Power:	1,000 hp (746 kW)
Max Torque at Base Speed:	3,751 lb-ft (5,086 Nm)
Base Speed:	1,400 rpm
Max. Speed:	6,000 rpm
Construction Type:	Wet Gap
Rotor Inertia:	183 lb-ft ² (7.71 kg-m ²)
Coolant Required at Max. Power:	100 gpm (378.5 lpm)
Coolant Inlet (Min-Max):	55-100 psi (379-689 kPa)
Coolant Inlet Temperature Max:	90°F (32.2°C)
Shipping Weight (estimate):	7,000 lb (3,175 kg)
Companion Flange / Hub Pattern:	1810 - US Customary
Coil Voltage / Hot Amperage:	90V / 11.81 amps
Rotation:	bi-directional

For overhung loads, such as a belt or gear drive, please contact Dyne Systems to ensure that the system will meet the required performance needs.

Recommended Accessories

- Driveshaft - 1810
- Torsional Coupling - 1810
- Flywheel Adapter Plate Kit
- Driveshaft Guard
- Sub-Base Kit
- Engine Cart
- Air or Electric Starter
- Engine Cooling Column
- Charge Air Cooler
- Water Recirculating System

Everything you need to succeed

Optional Accessories



Optional Manual Shaft Lock



Optional Closed Loop Cooling Center



Optional Charge Air Cooler



Optional Driveshaft Guard



Optional Engine Cart

Various Facility Support Systems and Services Available



Bulk Fuel Storage and Distribution



Coolant Storage and Distribution



Water Recirculation

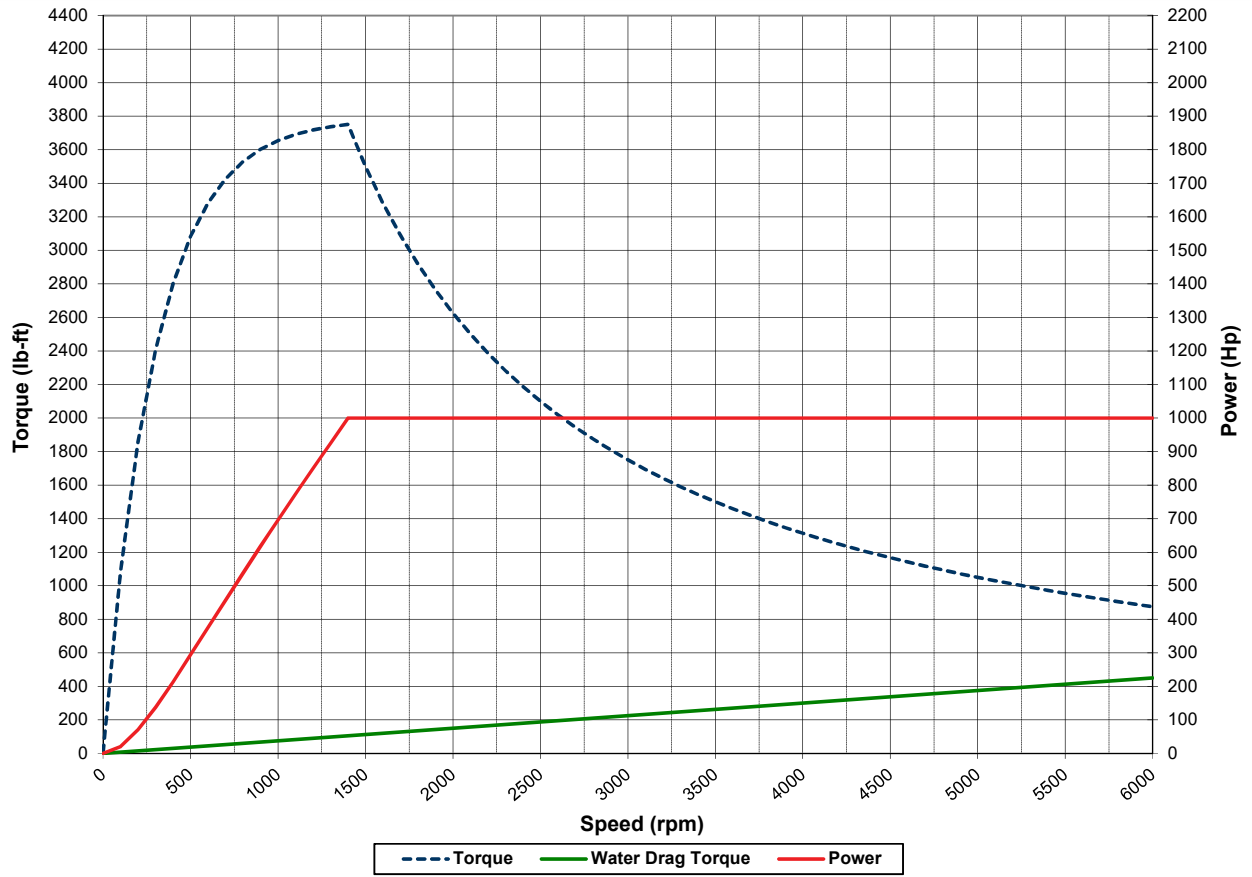


Design, Project & Construction Management Services

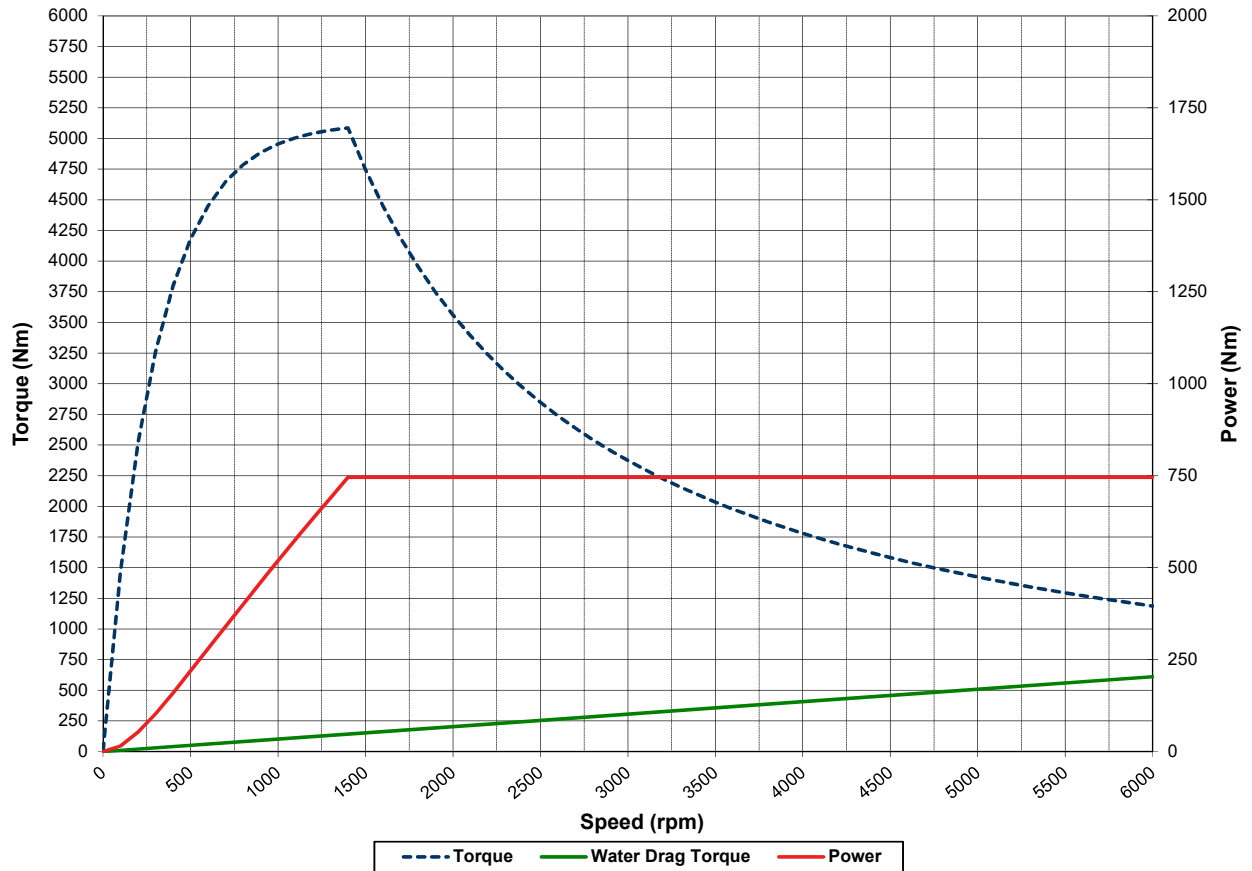


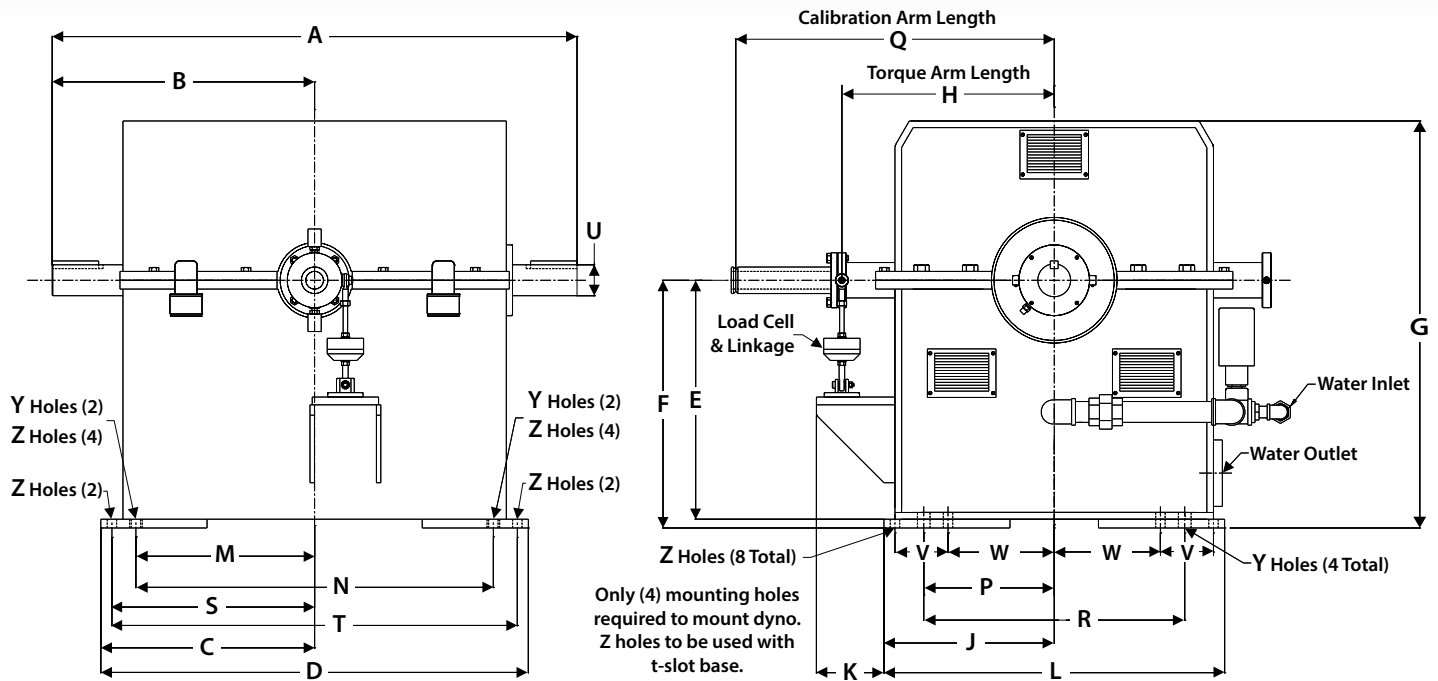
Commissioning, Start-up & Training

DM-8161HS (US Customary)



DM-8161HS (S.I.)





Note: Shown without companion flange

Units	A	B	C	D	E	F	G	H	J	K	L	M
US Customary	59.3	29.66	22.2	48.3	26.25	28	46	24	19.25	7.6	38.5	20.2
S.I.	1,506	753	564	1,227	667	711	1,168	610	489	193	978	513

Units	N	P	Q	R	S	T	U	V	W	Y	Z
US Customary	40.4	14.75	36	29.5	22.9	45.8	3.5	6	12	1.44	1.12
S.I.	1,026	375	914	749	582	1,163	89	152	305	37	28

(All dimensions are for new OEM supplied units)

Standard Included Components

- Load Cell and Linkage
- Cooling Safety Package
- Calibration Arm
- Calibration Weight Hanger
- Companion Flange / Hub Pattern 1810 - US Customary
- Shaft End Guard
- Magnetic Pickup and 60-tooth Gear
- Pressurized Re-Circulating Oil System
- Bearing RTDs

As a safety precaution, Dyne Systems recommends a torsional analysis to uncover any potential torsional problems that exist for each application. This analysis will identify any torsional issues (frequencies) that should be fixed prior to operation. Excessive linear vibration may also create problems that must be mitigated for continued operation. It is the customer's responsibility to ensure that these vibration issues are addressed upon application of the dynamometer. Equipment failures attributed to linear or torsional vibration are not warrantable.

Everything you need to succeed



Dyne Systems is a division of Taylor Dynamometer
 W209 N17391 Industrial Dr., Jackson, WI 53037
 (800) 657-0726 www.dynesystems.com

DS2397v003