



## DM-8063 / Engine Dynamometer



Example Model Shown  
(Image may not depict all standard included components)

## DM-8063 Eddy Current Dynamometer

### Specifications

Power:	220 hp (164 kW)
Max Torque at Base Speed:	159 lb-ft (216 Nm)
Base Speed:	7,250 rpm
Max. Speed:	12,000 rpm
Construction Type:	Wet Gap
Rotor Inertia:	1.4 lb-ft <sup>2</sup> (0.06 kg-m <sup>2</sup> )
Coolant Required at Max. Power:	22 gpm (83.3 lpm)
Coolant Inlet (Min-Max):	55-100 psi (378-689 kPa)
Coolant Inlet Temperature Max:	90°F (32.2°C)
Shipping Weight (estimate):	350 lb (159 kg)
Companion Flange / Hub Pattern:	1310 - US Customary
Coil Voltage / Hot Amperage:	45V / 5.49 amps
Rotation:	bi-directional

*For overhung loads, such as a belt or gear drive, please contact Dyne Systems to ensure that the system will meet the required performance needs.*

### Recommended Accessories

- Driveshaft - 1310
- Torsional Coupling - 1310
- Flywheel Adapter Plate Kit
- Driveshaft Guard
- Sub-Base Kit
- Engine Cart
- Air or Electric Starter
- Charge Air Cooler
- Water Recirculating System

**Everything you need to succeed**

# Optional Accessories



Optional Manual Shaft Lock



Optional Closed Loop Cooling Center



Optional Charge Air Cooler



Optional Driveshaft Guard



Optional Engine Cart

# Various Facility Support Systems and Services Available



Bulk Fuel Storage and Distribution



Coolant Storage and Distribution



Water Recirculation

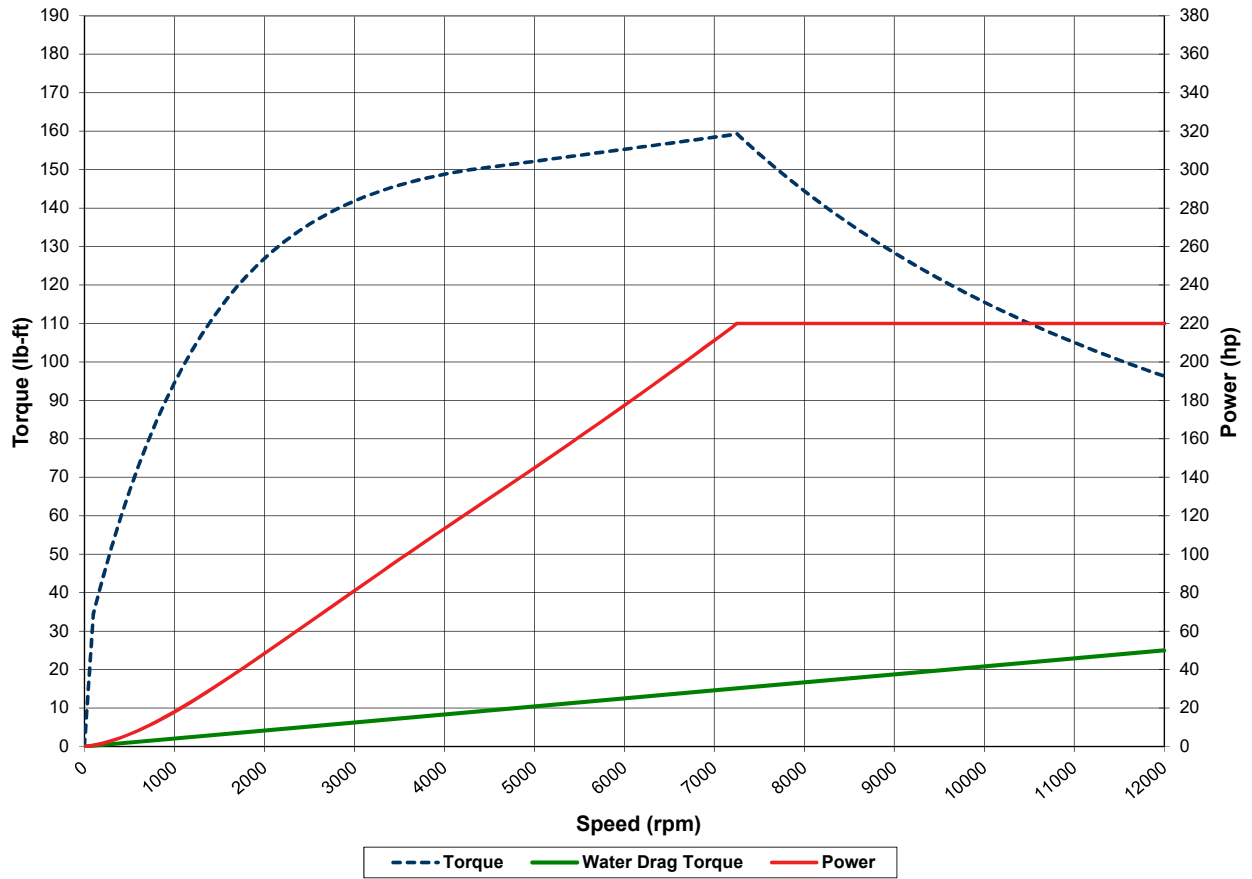


Design, Project & Construction Management Services

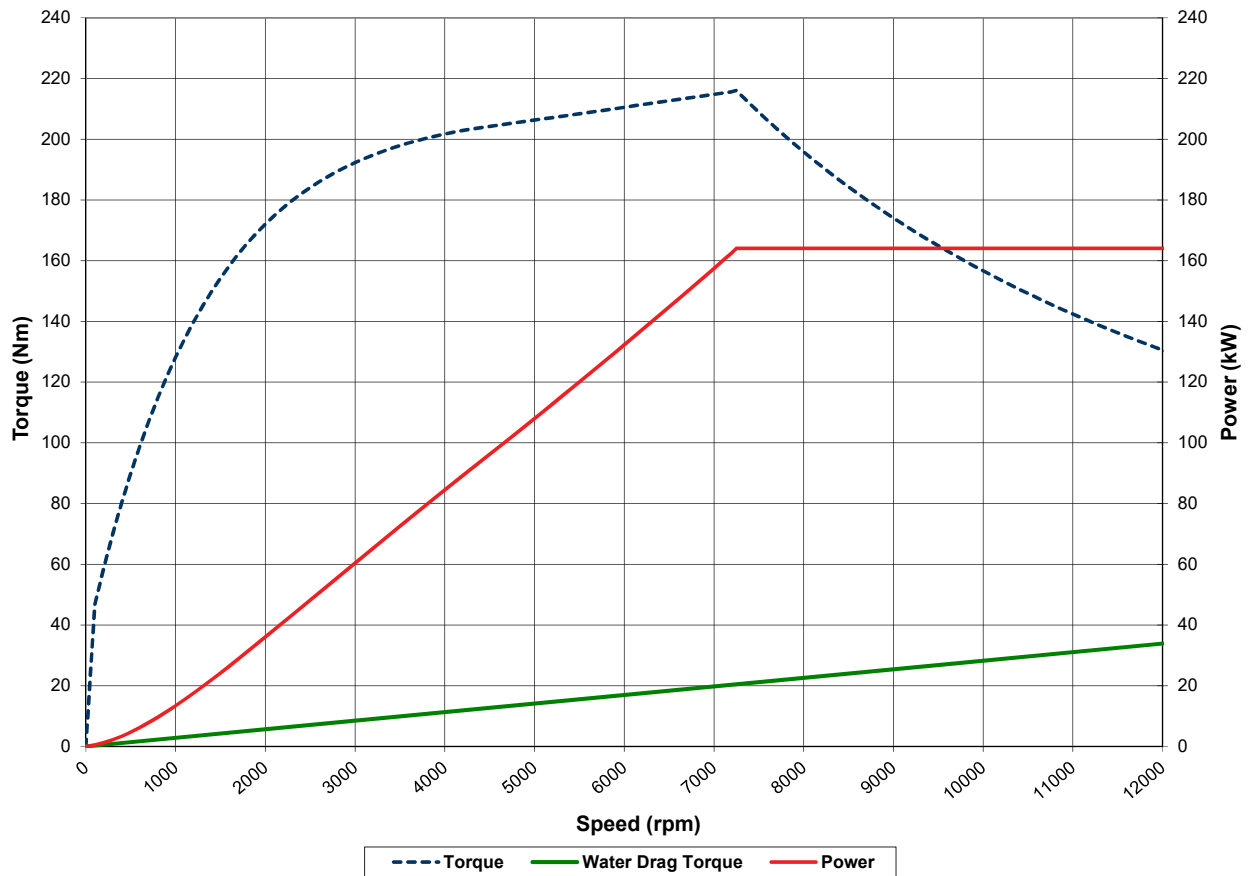


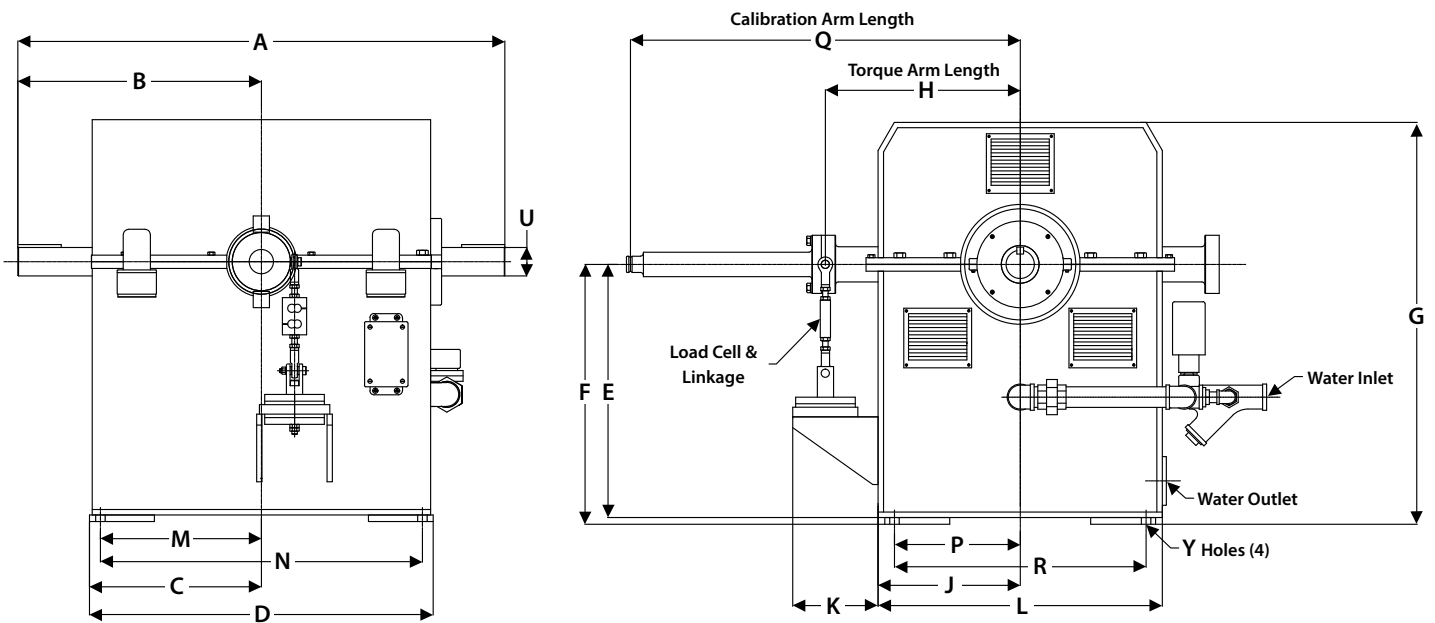
Commissioning, Start-up & Training

### DM-8063 (US Customary)



### DM-8063 (S.I.)





Note: Shown without companion flange

Units	A	B	C	D	E	F	G	H	J
US Customary	26	13	9.85	19.7	12.5	13	20.75	12	7.75
S.I.	660	330	250	500	318	330	527	305	197

Units	K	L	M	N	P	Q	R	U	Y
US Customary	6	15.5	9	18	6.25	18	12.5	1.25	0.63
S.I.	152	394	229	457	159	457	318	32	16

(All dimensions are for new OEM supplied units)

## Standard Included Components

- Load Cell and Linkage
- Cooling Safety Package
- Calibration Arm
- Calibration Weight Hanger
- Companion Flange / Hub Pattern 1310 - US Customary
- Shaft End Guard
- Magnetic Pickup and 60-tooth Gear

*As a safety precaution, Dyne Systems recommends a torsional analysis to uncover any potential torsional problems that exist for each application. This analysis will identify any torsional issues (frequencies) that should be fixed prior to operation. Excessive linear vibration may also create problems that must be mitigated for continued operation. It is the customer's responsibility to ensure that these vibration issues are addressed upon application of the dynamometer. Equipment failures attributed to linear or torsional vibration are not warrantable.*

**Everything you need to succeed**



Dyne Systems is a division of Taylor Dynamometer  
 (414) 755-0040 [www.dynesystems.com](http://www.dynesystems.com)

DS2358v004