



MW-66-2HS / Engine Dynamometer



Example Model Shown
(Image may not depict all standard included components)

MW-66-2HS Eddy Current Dynamometer

Specifications

Power:	40 hp (30 kW)
Max Torque at Base Speed:	63.7 lb-ft (86.3 Nm)
Base Speed:	3,300 rpm
Max. Speed:	11,000 rpm
Construction Type:	Dry Gap
Rotor Inertia:	0.75 lb-ft ² (0.032 kg-m ²)
Coolant Required at Max. Power:	4 gpm (15.1 lpm)
Coolant Inlet (Min-Max):	55-100 psi (378-689 kPa)
Coolant Inlet Temperature Max:	90°F (32.2°C)
Shipping Weight (estimate):	400 lb (181 kg)
Companion Flange / Hub Pattern:	1310 - US Customary
Coil Voltage / Hot Amperage:	90V / 1.07 amps
Rotation:	bi-directional

For overhung loads, such as a belt or gear drive, please contact Dyne Systems to ensure that the system will meet the required performance needs.

Recommended Accessories

- Driveshaft - 1310
- Torsional Coupling - 1310
- Flywheel Adapter Plate Kit
- Driveshaft Guard
- Sub-Base Kit
- Air or Electric Starter
- Water Recirculating System
- T-slot Table
- Calibration Weights

Everything you need to succeed

Optional Accessories



Optional Manual Shaft Lock



Optional Automatic Day Tank



Optional Calibration Weights



Optional Driveshaft Guard



Optional T-Slot Table

Various Facility Support Systems and Services Available



Bulk Fuel Storage and Distribution



Coolant Storage and Distribution



Water Recirculation

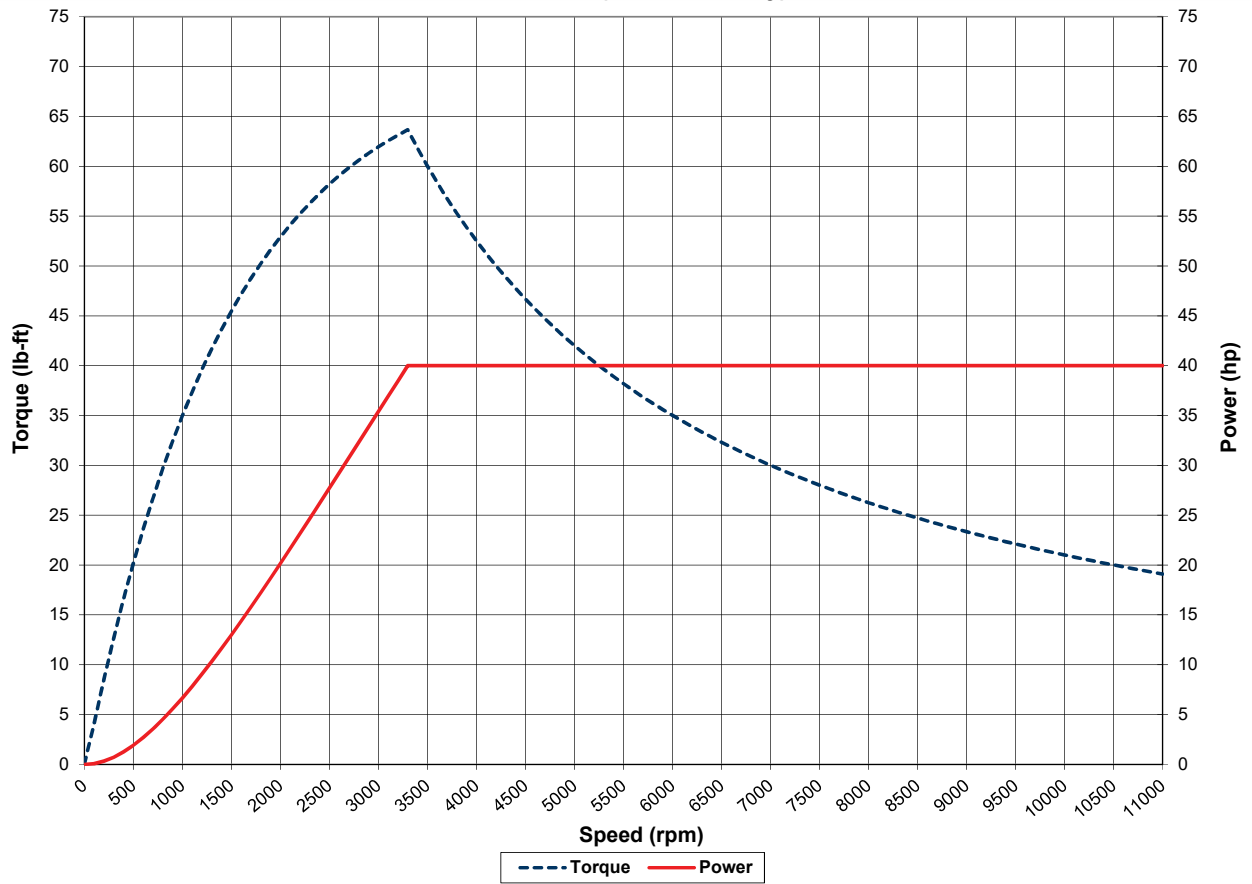


Design, Project & Construction Management Services

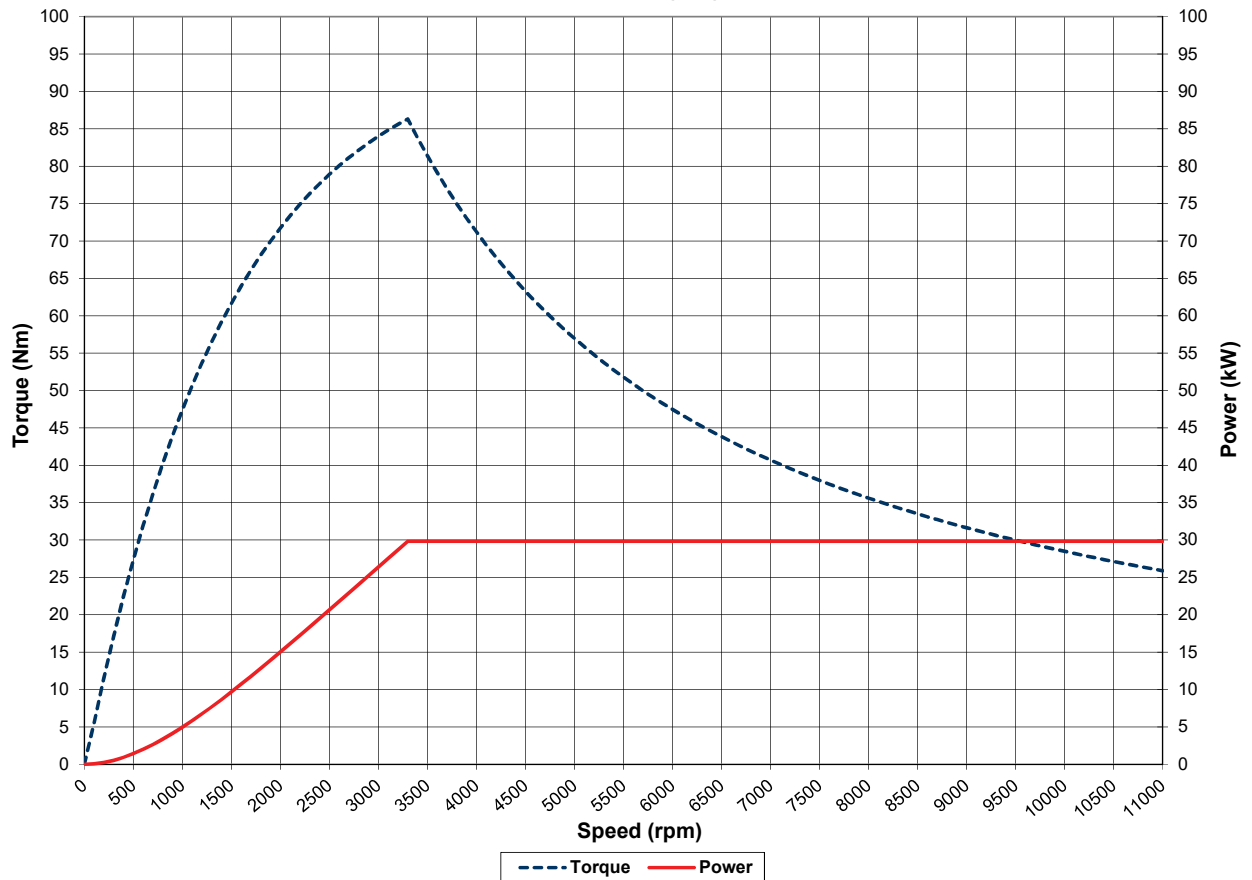


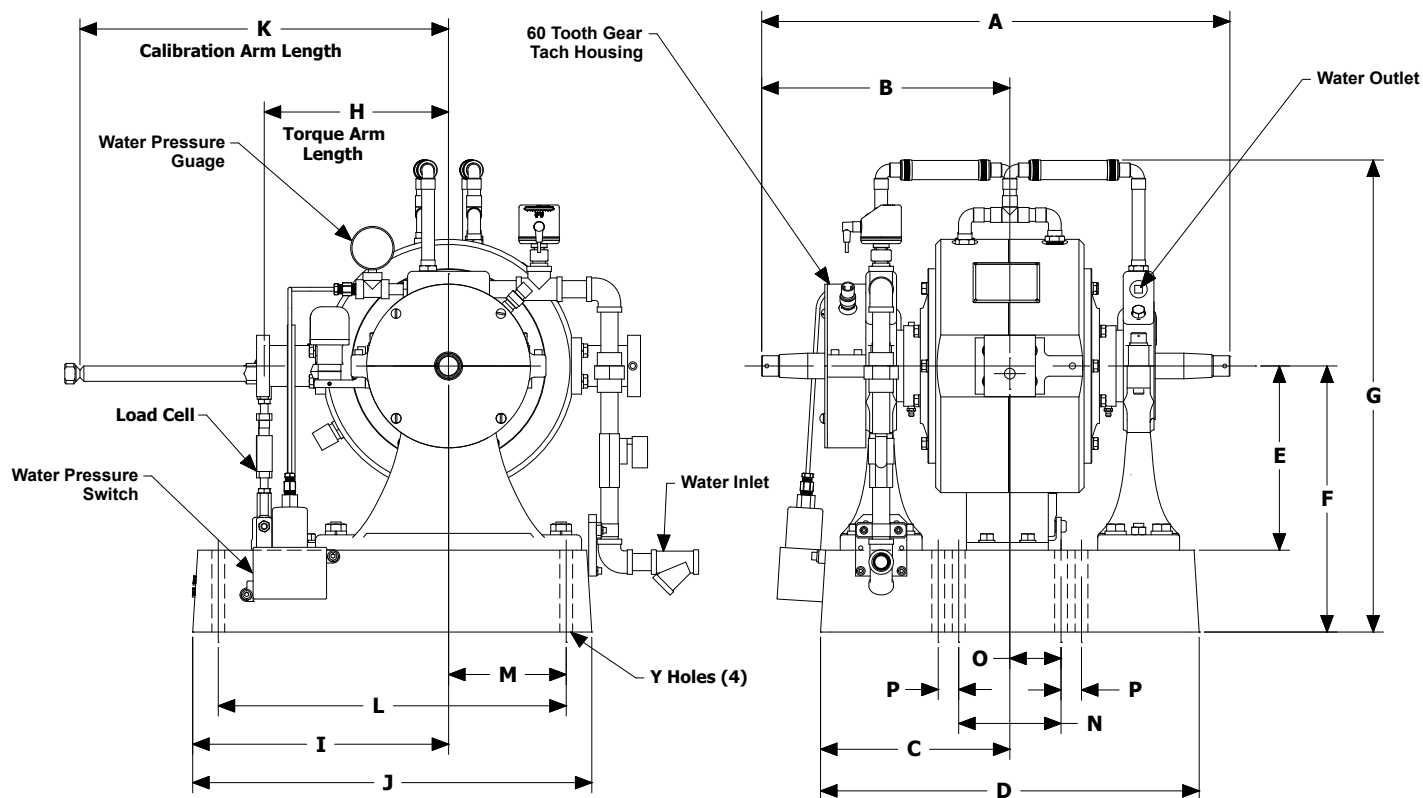
Commissioning, Start-up & Training

MW-66-2HS (US Customary)



MW-66-2HS (S.I.)





Note: Shown without companion flange

Units	A	B	C	D	E	F	G	H
US Customary	22.88	12.12	9.25	18.5	9	13	23	9
S.I.	581	308	235	470	229	330	584	229

Units	I	J	K	L	M	N	O	Y
US Customary	12.5	19.5	18	17	5.75	5	2.5	.63
S.I.	318	495	457	432	146	127	64	16

(All dimensions are for new OEM supplied units)

Standard Included Components

- Load Cell and Linkage
- Cooling Safety Package
- Calibration Arm
- Calibration Weight Hanger
- Companion Flange / Hub Pattern 1310 - US Customary
- Shaft End Guard
- Magnetic Pickup and 60-tooth Gear
- Greased Rotor Bearings

As a safety precaution, Dyne Systems recommends a torsional analysis to uncover any potential torsional problems that exist for each application. This analysis will identify any torsional issues (frequencies) that should be fixed prior to operation. Excessive linear vibration may also create problems that must be mitigated for continued operation. It is the customer's responsibility to ensure that these vibration issues are addressed upon application of the dynamometer. Equipment failures attributed to linear or torsional vibration are not warrantable.

Everything you need to succeed



Dyne Systems is a division of Taylor Dynamometer
 W209 N17391 Industrial Dr., Jackson, WI 53037
 (800) 657-0726 www.dynesystems.com

DS2308v002