



DM-8103 / Engine Dynamometer



Example Model Shown
(Image may not depict all standard included components)

DM-8103 Eddy Current Dynamometer

Specifications

| | |
|---------------------------------|---|
| Power: | 600 hp (447 kW) |
| Max Torque at Base Speed: | 769 lb-ft (1,042 Nm) |
| Base Speed: | 4,100 rpm |
| Max. Speed: | 6,000 rpm |
| Construction Type: | Wet Gap |
| Rotor Inertia: | 17.7 lb-ft ² (0.75 kg-m ²) |
| Coolant Required at Max. Power: | 60 gpm (227 lpm) |
| Coolant Inlet (Min-Max): | 55-100 psi (378-689 kPa) |
| Coolant Inlet Temperature Max: | 90°F (32.2°C) |
| Shipping Weight (estimate): | 2,200 lb (998 kg) |
| Companion Flange / Hub Pattern: | 1550 - US Customary |
| Coil Voltage / Hot Amperage: | 90V / 7.3 amps |

Recommended Accessories

- Driveshaft - 1550
- Torsional Coupling - 1550
- Flywheel Adapter Plate Kit
- Driveshaft Guard
- Sub-Base Kit
- Engine Cart
- Air or Electric Starter
- Engine Cooling Column
- Charge Air Cooler
- Water Recirculating System

Everything you need to succeed

Optional Accessories



Optional Manual Shaft Lock



Optional Closed Loop Cooling Center



Optional Charge Air Cooler



Optional Driveshaft Guard



Optional Engine Cart


Various Facility Support Systems and Services Available



Bulk Fuel Storage and Distribution



Coolant Storage and Distribution



Water Recirculation

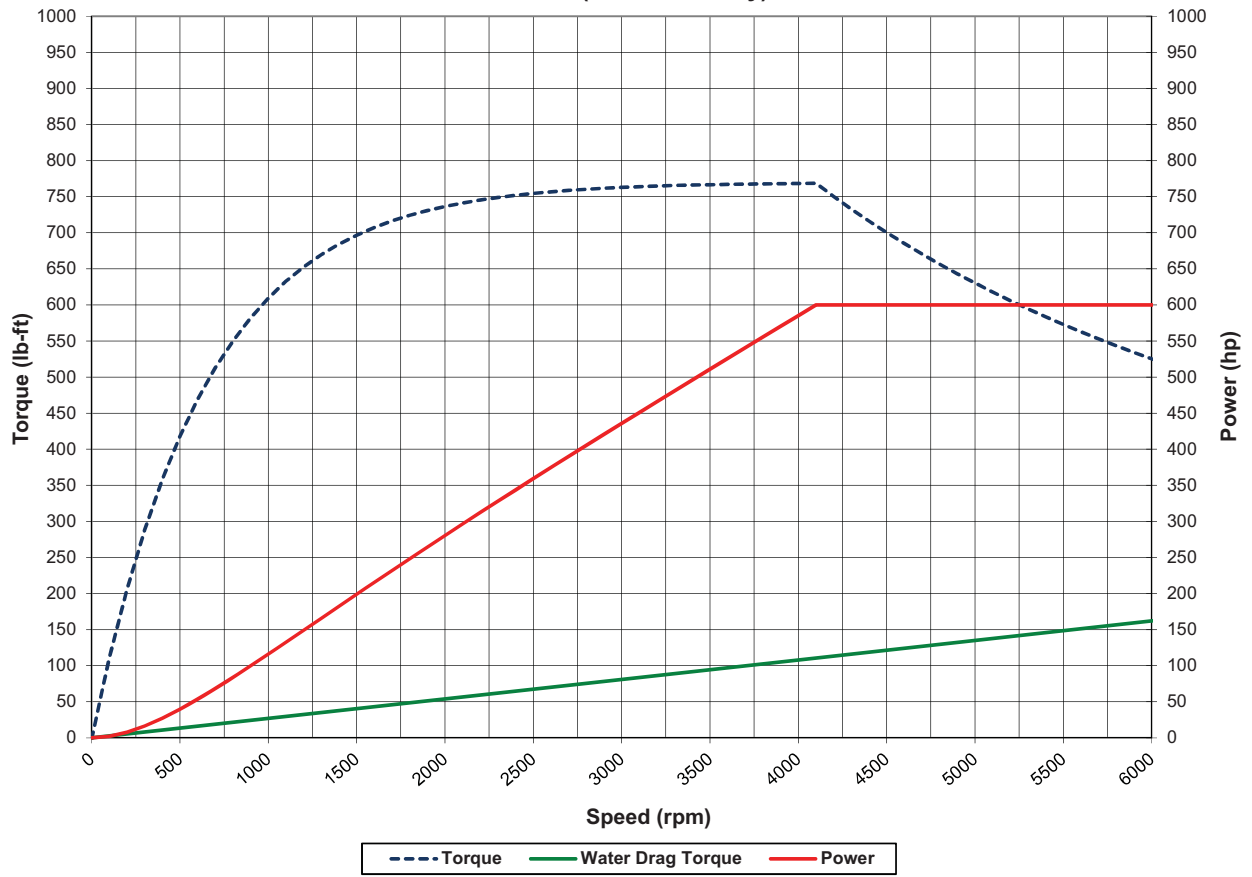


Design, Project & Construction Management Services

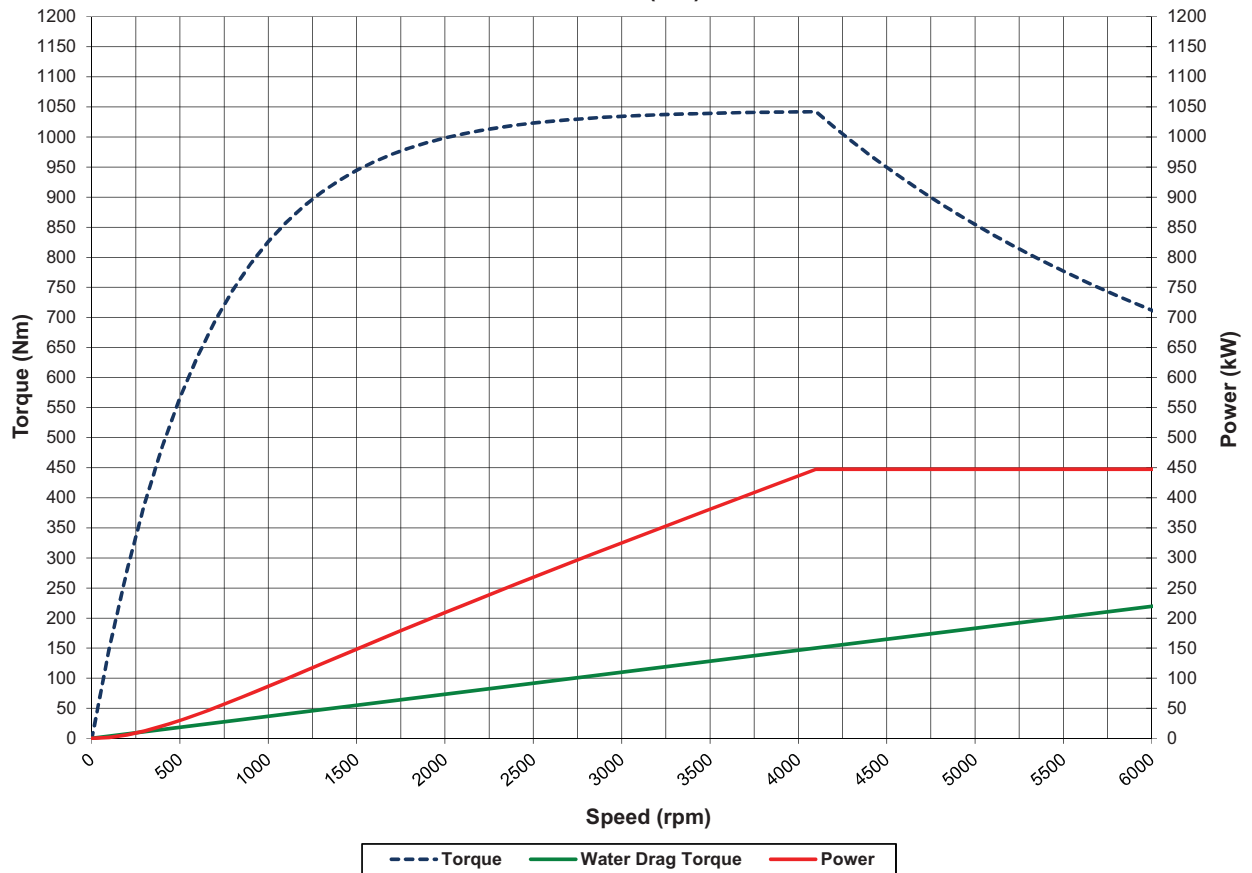


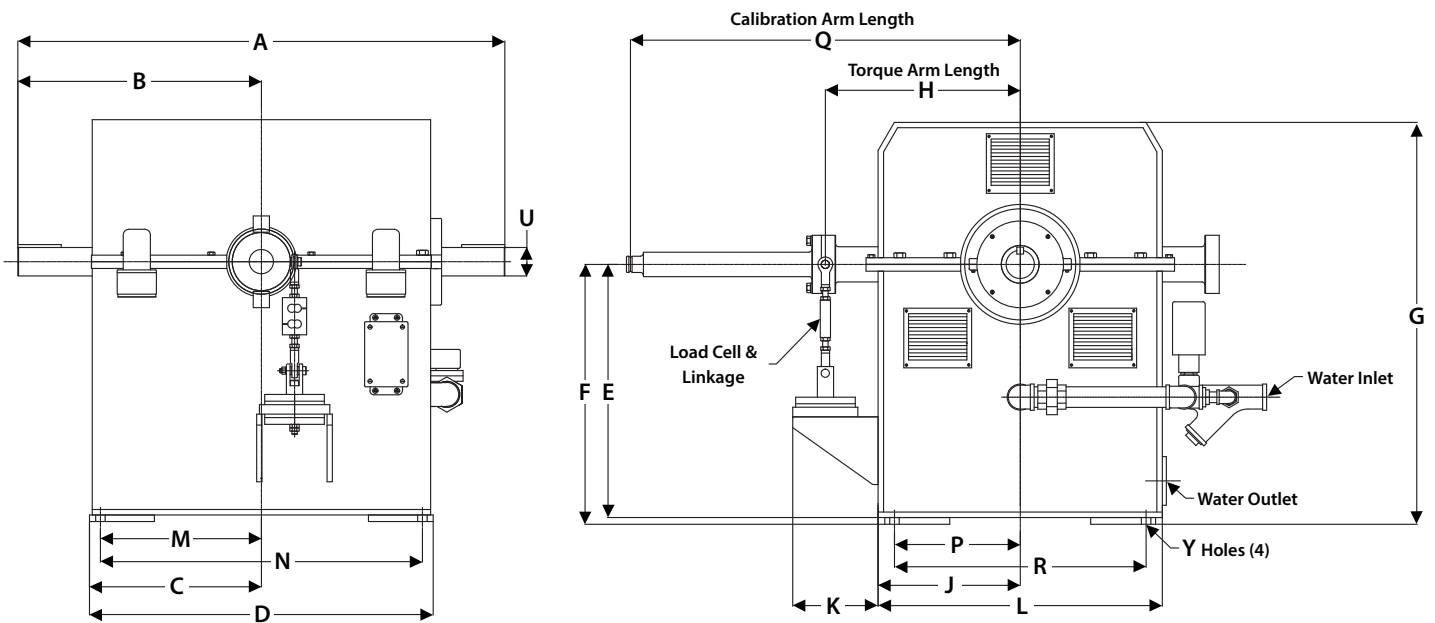
Commissioning, Start-up & Training

DM-8103 (US Customary)



DM-8103 (S.I.)





Note: Shown without companion flange

| Units | A | B | C | D | E | F | G | H | J |
|---------------------|-----|------|-------|------|-------|-----|------|-----|------|
| US Customary | 39 | 19.5 | 13.75 | 27.5 | 18.88 | 20 | 31.6 | 15 | 11.6 |
| S.I. | 991 | 495 | 349 | 699 | 480 | 508 | 803 | 381 | 295 |

| Units | K | L | M | N | P | Q | R | U | Y |
|---------------------|------|------|-------|------|-----|-----|-----|------|------|
| US Customary | 5.15 | 23.2 | 12.75 | 25.5 | 9.5 | 30 | 19 | 2.25 | 0.88 |
| S.I. | 131 | 589 | 324 | 648 | 241 | 762 | 483 | 57 | 22 |

(All dimensions are for new OEM supplied units)

Standard Included Components

- Load Cell and Linkage
- Cooling Safety Package
- Calibration Arm
- Calibration Weight Hanger
- Companion Flange / Hub Pattern 1550 - US Customary
- Shaft End Guard
- Magnetic Pickup and 60-tooth Gear
- Constant Level Oilers

Everything you need to succeed



Dyne Systems is a division of Taylor Dynamometer
 W209 N17391 Industrial Dr., Jackson, WI 53037
 (800) 657-0726 www.dynesystems.com

DS2373v002