



MW-2025A / Engine Dynamometer



Example Model Shown
(Image may not depict all standard included components)

MW-2025A Eddy Current Dynamometer

Specifications

Power:	700 hp (522 kW)
Max Torque at Base Speed:	3,676 lb-ft (4,985 Nm)
Base Speed:	1,000 rpm
Max. Speed:	3,600 rpm
Construction Type:	Dry Gap
Rotor Inertia:	677 lb-ft ² (28.53 kg-m ²)
Coolant Required at Max. Power:	70 gpm (265 lpm)
Coolant Inlet (Min-Max):	55-100 psi (378-689 kPa)
Coolant Inlet Temperature Max:	90°F (32.2°C)
Shipping Weight (estimate):	6,000 lb (2,722 kg)
Companion Flange / Hub Pattern:	1810 - US Customary
Coil Voltage / Hot Amperage:	90V / 19.51 amps

Recommended Accessories

- Driveshaft - 1810
- Torsional Coupling - 1810
- Flywheel Adapter Plate Kit
- Driveshaft Guard
- Sub-Base Kit
- Engine Cart
- Air or Electric Starter
- Engine Cooling Column
- Charge Air Cooler
- Water Recirculating System

Everything you need to succeed

Optional Accessories



Optional Manual Shaft Lock



Optional Closed Loop Cooling Center



Optional Charge Air Cooler



Optional Driveshaft Guard



Optional Engine Cart


Various Facility Support Systems and Services Available



Bulk Fuel Storage and Distribution



Coolant Storage and Distribution



Water Recirculation

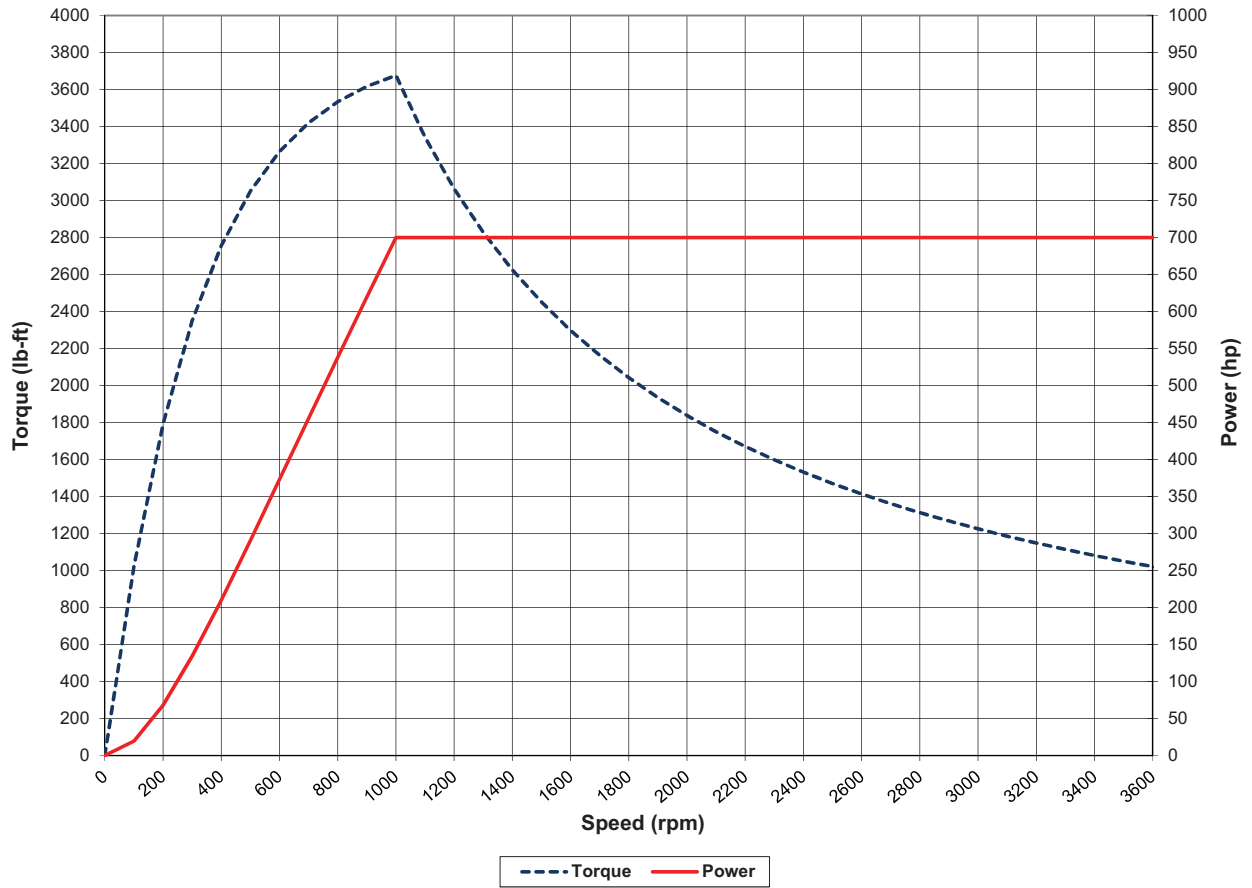


Design, Project & Construction Management Services

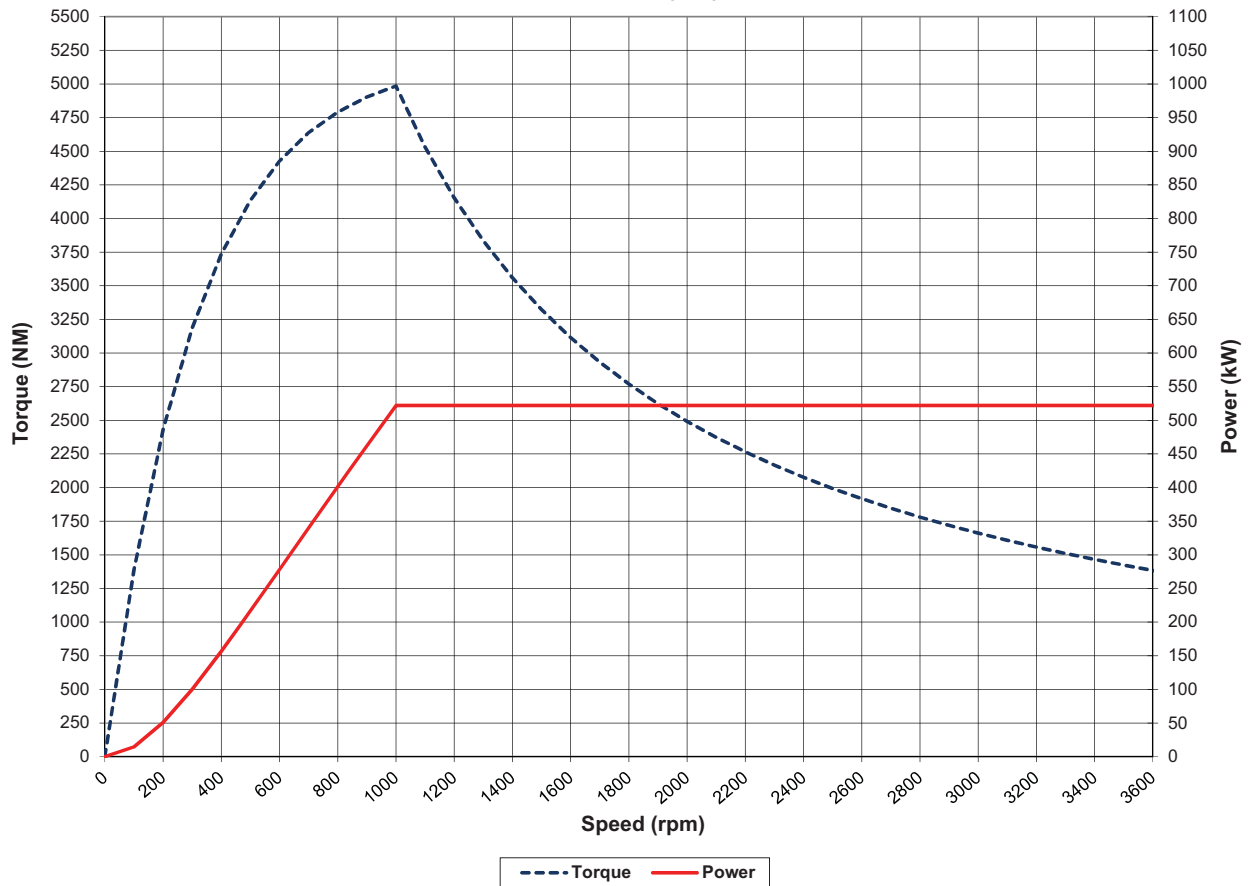


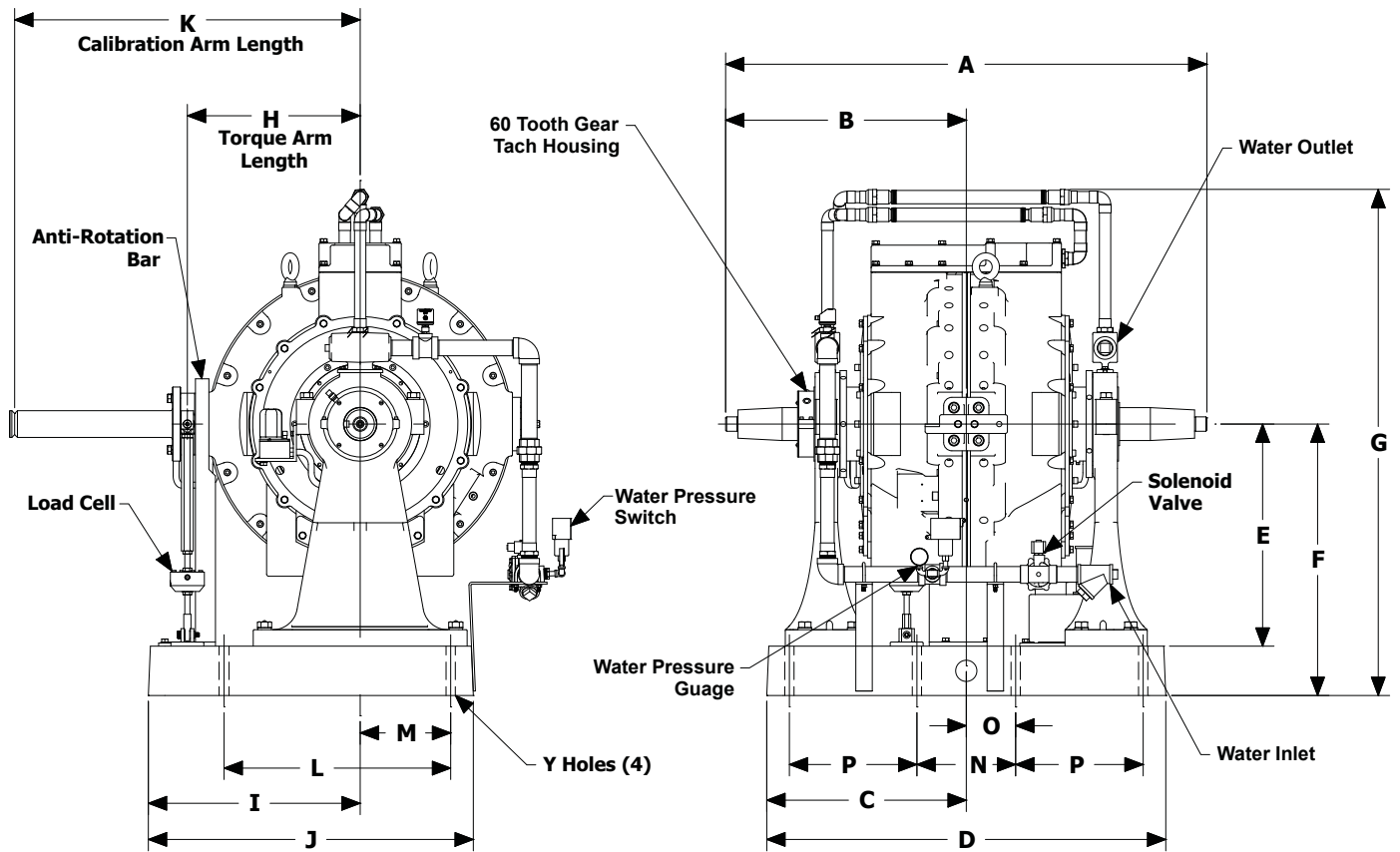
Commissioning, Start-up & Training

MW-2025A (US Customary)



MW-2025A (S.I.)





Note: Shown without companion flange

Units	A	B	C	D	E	F	G	H	I
US Customary	58.5	29.25	24.25	48.5	27	33	61.5	21	25.75
S.I.	1,486	743	616	1,232	686	838	1,562	533	654

Units	J	K	L	M	N	O	P	Y
US Customary	39.5	42	27.5	11	12	6	15.5	1.13
S.I.	1,003	1,067	699	279	305	152	394	29

(All dimensions are for new OEM supplied units)

Standard Included Components

- Load Cell and Linkage
- Cooling Safety Package
- Calibration Arm
- Calibration Weight Hanger
- Companion Flange / Hub Pattern 1810 - US Customary
- Shaft End Guard
- Magnetic Pickup and 60-tooth Gear
- Constant Level Oilers

Everything you need to succeed



Dyne Systems is a division of Taylor Dynamometer
 W209 N17391 Industrial Dr., Jackson, WI 53037
 (800) 657-0726 www.dynesystems.com

DS2331v001