



MW-1014WHS / Engine Dynamometer



Example Model Shown
(Image may not depict all standard
included components)

MW-1014WHS Eddy Current Dynamometer

Specifications

Power:	250 hp (186 kW)
Max Torque at Base Speed:	525 lb-ft (712 Nm)
Base Speed:	2,500 rpm
Max. Speed:	10,000 rpm
Construction Type:	Wet Gap
Rotor Inertia:	15.7 lb-ft ² (0.66 kg-m ²)
Coolant Required at Max. Power:	25 gpm (94.6 lpm)
Coolant Inlet (Min-Max):	55-100 psi (378-689 kPa)
Coolant Inlet Temperature Max:	90°F (32.2°C)
Shipping Weight (estimate):	2,600 lb (1,179 kg)
Companion Flange / Hub Pattern:	1550 - US Customary
Coil Voltage / Hot Amperage:	90V / 11.28 amps

Recommended Accessories

- Driveshaft - 1550
- Torsional Coupling - 1550
- Flywheel Adapter Plate Kit
- Driveshaft Guard
- Sub-Base Kit
- Engine Cart
- Air or Electric Starter
- Charge Air Cooler
- Water Recirculating System

Everything you need to succeed

Optional Accessories



Optional Manual Shaft Lock



Optional Automatic Day Tank



Optional Charge Air Cooler



Optional Driveshaft Guard



Optional Engine Cart


Various Facility Support Systems and Services Available



Bulk Fuel Storage and Distribution



Coolant Storage and Distribution



Water Recirculation

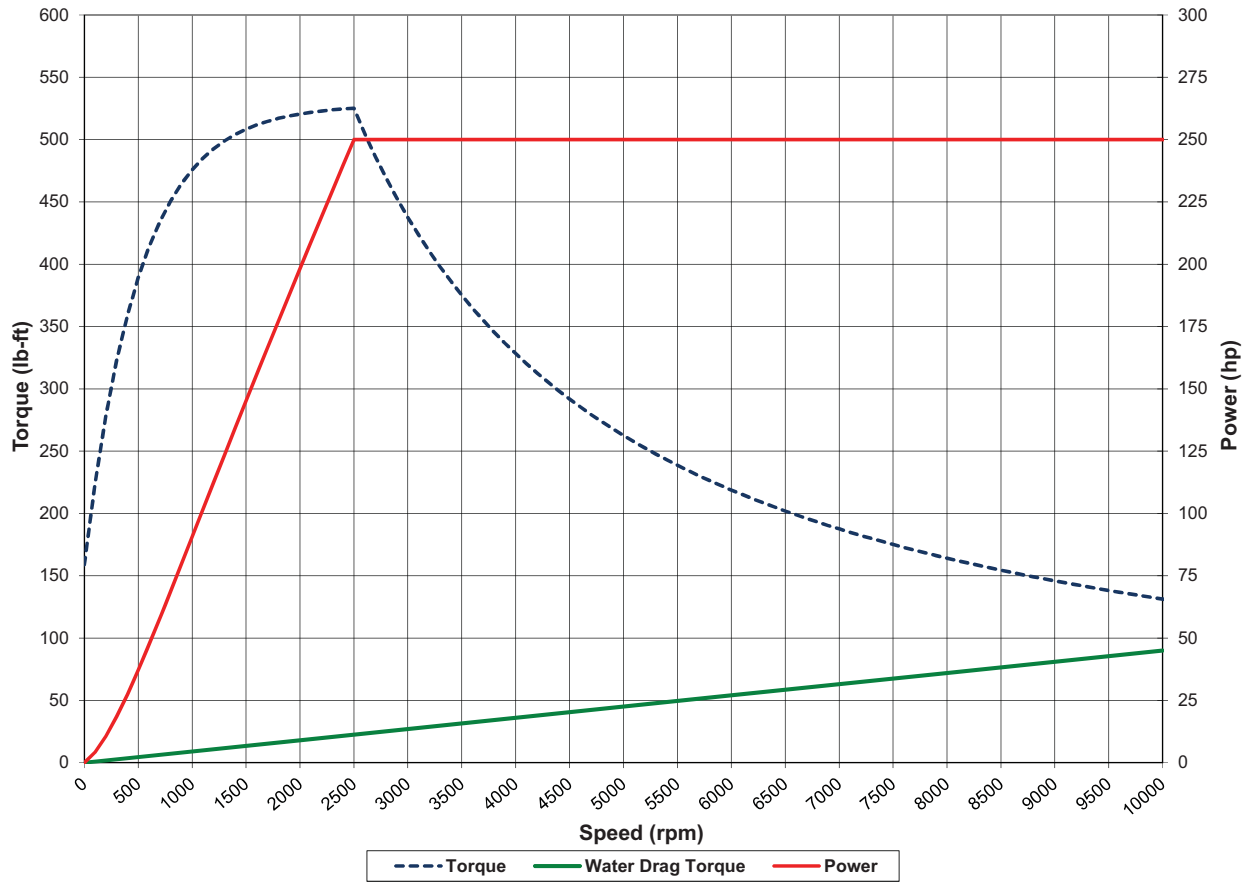


Design, Project & Construction Management Services

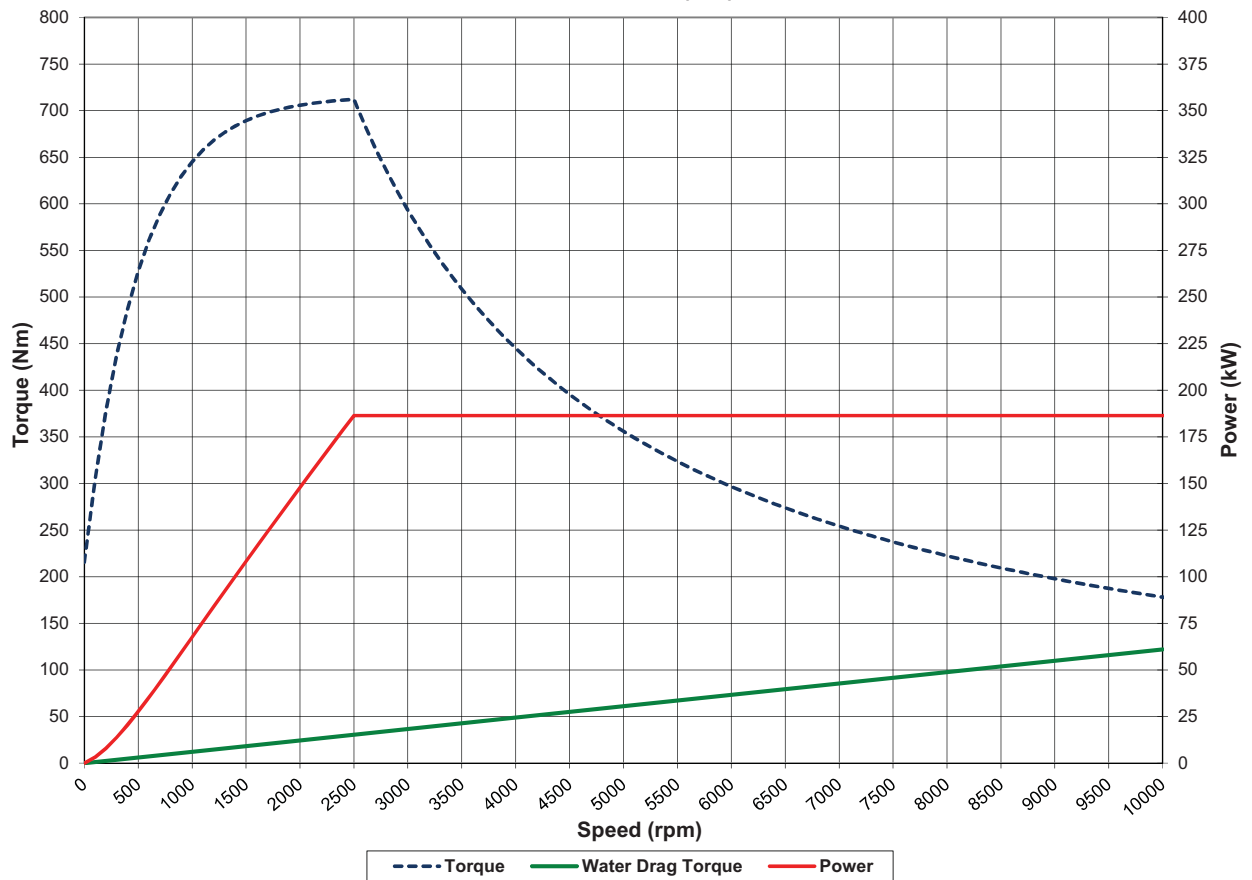


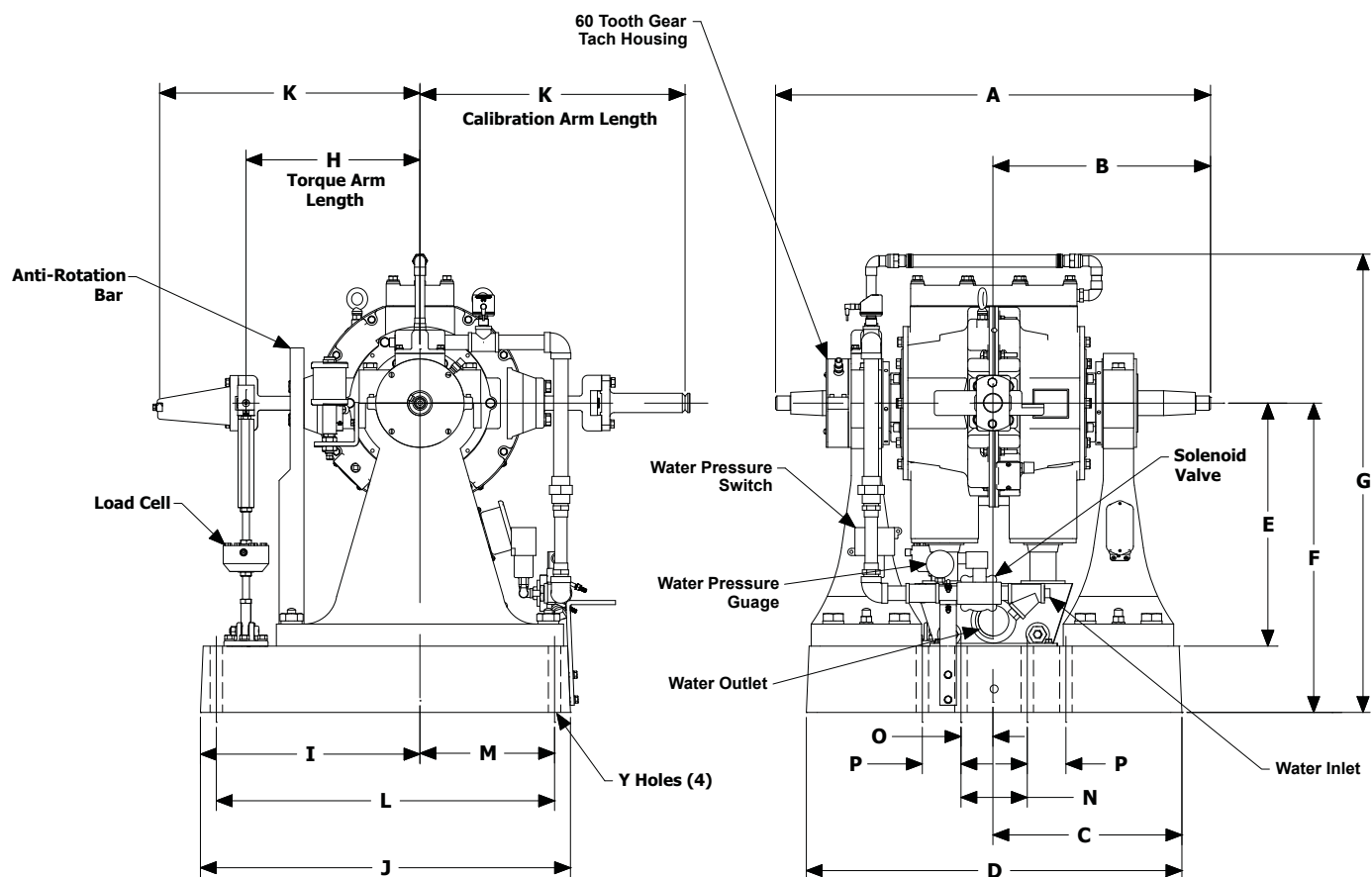
Commissioning, Start-up & Training

MW-1014WHS (US Customary)



MW-1014WHS (S.I.)





Note: Shown without companion flange

Units	A	B	C	D	E	F	G	H	I
US Customary	39.38	19.69	17	34	22	28	42	15.75	19.88
S.I.	1,000	500	432	864	559	711	1,067	400	505

Units	J	K	L	M	N	O	P	Y
US Customary	33.5	24	30.6	12	6	3	3.5	1.13
S.I.	851	610	777	305	152	76	89	29

(All dimensions are for new OEM supplied units)

Standard Included Components

- Load Cell and Linkage
- Cooling Safety Package
- Calibration Arm
- Calibration Weight Hanger
- Companion Flange / Hub Pattern 1550 - US Customary
- Shaft End Guard
- Magnetic Pickup and 60-tooth Gear
- Pressurized Re-Circulating Oil System

Everything you need to succeed



Dyne Systems is a division of Taylor Dynamometer
 W209 N17391 Industrial Dr., Jackson, WI 53037
 (800) 657-0726 www.dynesystems.com

DS2326v001